

Em Học giỏi Tiếng Anh

W



Tập 1

**DỰA TRÊN MÔ HÌNH
TRƯỜNG HỌC MỚI TẠI VIỆT NAM (VNEN)**

Biên soạn theo sách giáo khoa
dựa trên chương trình cải cách giáo dục 2015

Tài liệu tham khảo dành cho học sinh,
giáo viên và phụ huynh





HELLO



PART I: THEORY

I. VOCABULARY

English	Pronunciation	Vietnamese
hi	/haɪ/	<i>xin chào</i>
hello	/hə'ləʊ/	
how	/haʊ/	<i>như thế nào</i>
fine	/faɪn/	<i>tốt, giỏi</i>
thanks	/θæŋks/	
thank you	/θæŋk ju: /	<i>cảm ơn</i>
I	/aɪ/	<i>tôi</i>
nice	/naɪs/	<i>vui, tốt</i>
meet	/mi:t/	<i>gặp</i>
you	/ju: /	<i>bạn</i>
bye	/baɪ/	
goodbye	/gʊd baɪ/	<i>tạm biệt</i>
and	/ænd/	<i>và</i>
morning	/'mɔ:nɪŋ/	<i>buổi sáng</i>
afternoon	/'ɑ:ftə'nu:n/	<i>buổi chiều</i>
evening	/'i:vnɪŋ/	<i>buổi tối</i>
Miss	/mɪs/	<i>cô, bà</i>
Mr	/'mɪstə(r)/	<i>ngài, ông</i>
mum	/mʌm/	<i>mẹ</i>
dad	/dæd/	<i>bố</i>

II. GRAMMAR

1. Chào khi gặp nhau

(+) Hello/ Hi.

(+) Good + buổi!

Example

- Hello! (Xin chào!)
- Hello, My. (Xin chào My.)
- Good morning! (Chào buổi sáng.)
- Good morning, Miss Hien! (Chào buổi sáng, cô Hiền.)

2. Một số câu chào khác

(+) Good night!

(+) Nice to meet you! = Nice to see you!

Example

- Good night, mum! (Chúc ngủ ngon, mẹ yêu!)
- Nice to meet you! (Rất vui được gặp bạn.)

3. Chào tạm biệt

(+) Bye! = Goodbye!

(-) See you soon. = See you later.

Example

- Goodbye! (Tạm biệt!)
- Byebye, Mai! (Tạm biệt Mai)
- See you soon! (Hẹn gặp lại.)
- See you later! (Hẹn gặp lại.)

4. Giới thiệu tên

(+) Hello, I am + name. = Hi, I am + name.

Example

Hello, I am Mai. (Xin chào, mình tên Mai.)

Hi, I am Mai. (Xin chào, mình tên Mai.)

5. Hỏi thăm sức khỏe

(?) How are you?


(+) I'm fine, thank you. = Fine, thanks.

Example

How are you? (Bạn khỏe chứ?)

I am fine, thanks. And you? (Mình khỏe, cảm ơn. Còn bạn thì sao?)

III. PHONICS

Practice pronouncing these sounds and these words.  Track 001

/b/	bye /baɪ/	big /bɪg/	boy /bɔɪ/	ball /bɔː/
/h/	hello /hə'ləʊ/	hi /haɪ/	Miss Hien /mɪs hien/	how /haʊ/



PART II: LANGUAGE: VOCABULARY - GRAMMAR - PHONICS

I. VOCABULARY

1. Pick out one redundant letter to make correct word.

1. THELLO	4. NITCE
2. HOWY	5. MEOET
3. FINHE	

2. Complete the word.

1. TH_NKS	4. AF_ERN_ON
2. G_ODB_E	5. EV_NIN_
3. _ORNI_G	

EM HỌC GIỎI TIẾNG ANH LỚP 3 - TẬP 1

3. Do the puzzle: find the word: HOW, YOU, NICE, BYE, SEE, AGAIN, LATER, AND, MUM, DAD.

A	S	E	E	O	E	I	B	P	L
K	Q	P	N	Y	K	F	G	L	O
C	H	Q	M	O	N	B	D	A	E
M	H	O	W	U	D	Y	C	T	H
P	N	A	B	N	M	E	I	E	D
G	I	F	A	G	A	I	N	R	M
M	D	N	I	C	E	L	A	O	K
B	L	H	E	D	A	D	G	C	F

II. GRAMMAR

1. Match the first part with the second part to make a correct sentence.

No.	Part 1	Opt.	Part 2
1	Good	A	morning
2	Nice to	B	Mai.
3	See	C	I'm Nam.
4	Hello,	D	meet you!
5	Hi, I am	E	you soon.

Your answer:

1. 2. 3. 4. 5.

2. Match each sentence with an appropriate response.

No.	Sentence	Opt.	Respond
1	Hello, I am Mai.	A	See you later.
2	Goodbye, Miss Hien!	B	I'm fine, thanks.
3	How are you?	C	Good morning!
4	Good night, dear!	D	Nice to meet you Mai!
5	Good morning!	E	Good night mum!

Your answer:

1. 2. 3. 4. 5.

3. Reorder the words to make correct sentences.

1. am/ Hello,/ Trang./ I

.....

2. you/ to/ Jenny!./ meet/ Nice

.....

3. Miss/ morning,/ Hoa!./ Good

.....


4. meet/ children./ to/ Hello/ you!./ Good

.....





5. I/ fine,/ you,/ and/ am/ you?./ thank

.....

4. Match each picture with correct sentence.

No.	Sentence	Opt.	Picture
1	Good morning, Mr Thang!	A	


EM HỌC GIỎI TIẾNG ANH LỚP 3 - TẬP 1

2	Good afternoon, Miss Hong!	B	
3	Nice to meet you!	C	
4	Goodbye, children!	D	
5	Good night, dear!	E	

Your answer:

1. 2. 3. 4. 5.


III. PHONICS

1. Complete the word and say aloud.  **Track 002**

b

h

- | | | |
|--------|----------|--------------|
| 1. _ye | 2. _ello | 3. _i |
| 4. _ig | 5. _all | 6. Miss _ien |

2. Listen and complete the sentence.  Track 003







1. _____ Ba!
2. Good morning! I'm Miss _____.
3. This is a _____.
4. _____ Nam.
5. _____ Minh!



PART III: SKILLS: LISTENING - SPEAKING - READING - WRITING

I. LISTENING

Listen and number the picture.  Track 004

No.	Picture	No.	Picture
A.		D.	
B.		E.	
C.		F.	

II. SPEAKING

Give suitable respond then practise it.

1. How are you?

.....

2. Nice to meet you Nam!

.....

3. Good night, dear!

.....

4. Miss Thuy: Good morning, children.




Children:



5. I'm fine, thanks. And you?

.....

III. READING

Read and match with each picture.

No.	Description	Opt.	Picture
1	Hello, I'm John. I'm in class 3E.	A	
2	Good bye! – See you again.	B	
3	- Nice to meet you! I'm Linda. - I'm Trang! Nice to meet you, too.	C	

4	Good morning! How are you, Mr Loc?	D	
5	Good morning! I'm Nancy. I'm in class 3A.	E	

Your answer:

- 1.
- 2.
- 3.
- 4.
- 5.

IV. WRITING

Write sentences basing on available words, the first one has been done for you as an example.

0. Minh/ 3A

Hello. I'm Minh. I'm in class 3A.

1. Nam/ 3B

.....

2. Mai/ 3C

.....

3. Susan/ 3D


.....

4. Rachel/ 3E

.....

5. Michael/ 3F

.....



WHAT'S YOUR NAME?



PART I: THEORY

I. VOCABULARY

English	Pronunciation	Vietnamese
proper name	/'prɒpə(r) neɪm/	tên riêng
what	/wɒt/	cái gì
what's	/wɒts/	là cái gì
you	/ju:/	bạn
your	/jɔ:(r)/	của bạn
my	/maɪ/	của tôi
name	/neɪm/	tên
how	/haʊ/	như thế nào
spell	/spel/	đánh vần
do	/du:/	làm

II. GRAMMAR

1. Hỏi tên của bạn

(?) **What's your name?**

(+) **My name's + name. = I'm + name.**

Example

What's your name? (Tên bạn là gì?)

My name's Quynh. (Tên tôi là Quynh.)

I'm Quynh. (Mình là Quynh.)

2. Hỏi tên của ai đó

(?) **What's + his/ her + name?**

(+) **His/ Her + name's + name. = He/ She + is + name.**

Example

What's her name? (Tên chị ấy là gì?)

Her name is Mai. (Tên chị ấy là Mai.)

3. Hỏi cách đánh vần tên của bạn

(?) **How do you spell your name?**

(+) **N-A-M-E.**

Example

How do you spell your name? (Bạn đánh vần tên của bạn như thế nào?)

L-I-N-D-A. (LINDA.)

4. Cách đánh vần tên của một ai đó

(?) **How do you spell + name?**


(+) **N-A-M-E.**

Example

How do you spell Minh? (Bạn đánh vần tên Minh như thế nào?)

M-I-N-H. (MINH.)

III. PHONICS

Practise pronouncing these sounds and these words.  **Track 005**

/m/	my /maɪ/	meet /mi:t/	morning /'mɔ:nɪŋ/	mum /mʌm/
/p/	proper /'prɒpə(r)/	spell /spel/	Peter /'pi:tə(r)/	pen /pen/

 PART II: LANGUAGE: VOCABULARY - GRAMMAR - PHONICS

I. VOCABULARY

1. Do the puzzle: find the word: PROPER, NAME, WHAT, YOU, YOUR, MY, HOW, SPELL, DO, IS.

C	F	S	P	E	L	L	D	X	S
S	A	D	Y	N	Z	S	H	A	E
H	E	P	Q	A	B	D	O	C	Q
Z	M	Y	F	M	V	T	W	H	C
P	R	O	P	E	R	H	B	S	Y
Y	O	U	R	X	K	P	I	K	X
B	P	W	H	A	T	V	S	Q	T
V	S	F	T	D	Y	A	S	E	Z

2. Complete the sentence with missing letters.

1. Hello Miss Hien.

Good m_____, children.

2. What is y___ name?

My name is Mai.

3. How do you s_____ your name?

M-A-I.

4. H__ do you spell Linda?

L-I-N-D-A.

5. G_____, John.

Bye.

3. Reorder the letter to make correct word.

1. EOLHL → _____

6. OYUR → _____

2. OGOEBY → _____

7. RPOEPR → _____

3. ORMNGNI → _____

8. PLELS → _____

UNIT 2: WHAT'S YOUR NAME?

4. FATNERONO → _____ 9. MNEA → _____
 5. NEVGEIN → _____ 10. HWTA → _____

II. GRAMMAR

1. Match each question with each answer.

No.	Question	Opt.	Answer
1	Good morning, children!	A	See you later.
2	Goodbye!	B	T-I-N-A.
3	What's your name?	C	Good morning, Miss Chi.
4	How do you spell your name?	D	My name is Ngoc.
5	How do you spell Tina?	E	J-O-H-N-Y.

Your answer:

1. 2. 3. 4. 5.

2. Reorder the words to make correct sentences.

- to/ you,/ meet/ Jim./ Nice
.....
- afternoon,/ Good/ Mr. Loc.
.....
- See/ Bye./ later./ you
.....
- is/ My/ Quynh./ name
.....
- How/ spell/ you/ Trang?/ do
.....

3. Complete the sentence with available words.

am are Nice thank How

- Hello. _____ to meet you!
- _____ do you spell your name?

EM HỌC GIỎI TIẾNG ANH LỚP 3 - TẬP 1

3. I _____ Thao.
4. How _____ you?
5. I am fine, _____ you.

4. Match the first part with the second part to make a correct sentence.

No.	Part 1	Opt.	Part 2
1	I'm	A	is ngoc.
2	Nice to	B	spell your name?
3	My name	C	Nam.
4	How	D	meet you.
5	How do you	E	are you?

Your answer:

1. _____
2. _____
3. _____
4. _____
5. _____

III. PHONICS

1. Complete and say the word aloud.  Track 006

- | | | |
|------------|---------|----------|
| /m/ | /p/ | |
| 1. _ig | 2. _um | 3. _eter |
| 4. _orning | 5. _eet | 6. s_ell |


2. Listen and complete the sentence.  Track 007







1. Good _____ Mai.
2. Hello Miss Hien. Nice to _____ you!
3. How do you _____ your name?
4. Hello. My name is _____.
5. How are you, _____ Nhung?



PART III: SKILLS: LISTENING - SPEAKING - READING - WRITING

I. LISTENING

Listen and number the picture.  Track 008

No.	Picture	No.	Picture
A.		D.	
B.		E.	
C.		F.	

II. SPEAKING

Complete each pair of sentences with available respond.

- *I'm fine, thanks.*
- *Nice to meet you too! I'm Julia.*
- *Hi!*
- *Bye bye.*
- *My name is Mai.*

EM HỌC GIỎI TIẾNG ANH LỚP 3 - TẬP 1

1. Hello!

.....

2. What's your name?

.....

3. How are you?

.....

4. Goodbye!

.....

5. Nice to meet you! I'm Nancy.

.....

III. READING

1. Complete the conversation with available words.

meet M-A-I Mai How your

Mai: Hello. My name is _____.

Lily: Nice to _____ you Mai! I am Lily.

Mai: Nice to meet you too! _____ do you spell Lily?

Lily: L-I-L-Y. Mai, how do you spell _____ name?

Mai: _____.

2. Complete the conversation with available words.

You see Good too How

Trang: (1) _____ morning Vy. How are (2) _____?

Vy: I'm fine thanks. (3) _____ about you?

Trang: I'm fine, (4) _____.

Vy: Goodbye.

Trang: Bye, (5) _____ you later.

IV. WRITING

Write sentences basing on available words, the first one has been done for you as an example.

0. Nam/ N-A-M

What's your name? – My name is Nam.

How do you spell your name, Nam? – N-A-M.

1. Minh/ M-I-N-H

.....
.....

2. Susan/ S-U-S-A-N

.....
.....

3. Nancy/ N-A-N-C-Y


.....
.....

4. Jane/ J-A-N-E

.....
.....

5. Hoang/ H-O-A-N-G

.....
.....



THIS IS TONY



PART I: THEORY

I. VOCABULARY

English	Pronunciation	Vietnamese
this	/ðɪs/	đây
that	/ðæt/	đó
yes	/jes/	đúng/ vâng
no	/nəʊ/	sai/ không
is	/ɪz/	là
not	/nɒt/	không
it	/ɪt/	nó/ người đó

II. GRAMMAR

1. Giới thiệu ai đó

(+) **This is + name.**

(+) **That is + name.**

Example

- This is Lan. (Đây là Lan.)

- That is Mai. (Đó là Mai.)

2. Để xác nhận người nào đó/ tên người nào đó.

(?) **Is + this/ that + name?**


(+) **Yes, it is.**

(-) **No, it is not. It's ...**

Example

- Is this Trang? (Đây là Trang à?)
Yes, it is. (Đúng vậy)
- Is that Thao? (Đó là Thảo à?)
No, it is not. It's Mai. (Không phải đâu. Đó là Mai.)

III. PHONICS

Practice pronouncing these sounds and these words.  Track 009

/t/	toy /tɔɪ/	ten /ten/	Tom /tɒm/	tell /tel/
/y/	yes /jes/	yeah /jeə/	you /ju:/	your /jɔr/



PART II: LANGUAGE: VOCABULARY - GRAMMAR - PHONICS

I. VOCABULARY

1. Pick out one redundant letter to make correct word.

- | | |
|------------|--------------|
| 1. PROPERE | 6. SEPELL |
| 2. WUHAT | 7. THEANKS |
| 3. THISY | 8. MEETO |
| 4. ATHAT | 9. NICCE |
| 5. YOURO | 10. GOMODBYE |

2. Complete the word with suitable letter.

- | | |
|--------------|--------------|
| 1. M_RNIN_ | 6. F_IEN_ |
| 2. SCH_OL | 7. FIN_ |
| 3. HO_ | 8. HE_LO |
| 4. AF_ERN_ON | 9. T_ANK Y_U |
| 5. _VEN_NG | 10. N_ME |

EM HỌC GIỎI TIẾNG ANH LỚP 3 - TẬP 1

3. Complete each pair of sentences with one word.

1. H_ _ _ _!
Hi.
2. See you later.
See you a_ _ _ _.
3. What is y_ _ _ name?
My name is Thuy.
4. _ _ _ do you spell your name?
M-I-N-H.
5. Nice to see you!
Nice to m_ _ _ you too!

II. GRAMMAR

1. Complete each pair of sentences with available words.

name See thank isn't spell

1. How are you? – I'm fine, _____ you.
2. Hello. I'm Linda Taylor. – Hello Mrs. Taylor. My _____'s Jane.
3. How do you _____ your name? – C-H-I-N-H.
4. Is this Harry? – No, it _____.
5. Goodbye Joey. – Goodbye Lily. _____ you soon.

2. Match each question with each answer.

No.	Question	Opt.	Answer
1	This is Tony	A	Hello Tony.
2	Is that Mai?	B	T-I-M.
3	How do you spell Tim?	C	I'm Gigi.
4	I'm fine. How about you?	D	No, it isn't.
5	What is your name?	E	I'm fine too.

Your answer:

1. 2. 3. 4. 5.

3. Write question for the underlined part. The first word is a cue for you.

1. My name is Lam.
What
2. I'm fine, thanks.
How
3. Yes, it is. It's Tom.
Is
4. M-A-N-H.
How
5. Yes. That is Nana.
Is


4. Reorder the words to make correct sentences.

1. Mom./ Hello/ are/ How/ you?
.....
2. is/ is/ Lan/ This/ and/ Nga./ this
.....
3. you,/ are/ dad?/ How
.....
4. is/ What/ name?/ your
.....
5. And/ fine,/ you./ I'm/ you?/ thank
.....

III. PHONICS

1. Complete the word and say aloud.  Track 010

- | | | | | |
|--------|---|--------|---|---------|
| | t | | y | |
| 1. _om | | 2. _es | | 3. _en |
| 4. _ou | | 5. _oy | | 6. _our |

2. Listen and complete the sentence.  Track 011







1. I'm _____ years old.
2. This is _____.
3. _____, I am.
4. How are _____?
5. What is _____ name?



PART III: SKILLS: LISTENING - SPEAKING - READING - WRITING

I. LISTENING

Listen and number the picture.  Track 012

No.	Picture	No.	Picture
A.		D.	
B.		E.	
C.		F.	

II. SPEAKING

Complete each pair of sentence with available respond.

- *This is Hoa.*
- *I'm fine, thank you.*
- *Bye!*
- *I'm seven years old.*
- *See you soon, Linda.*

1. How are you?

.....

2. How old are you?

.....

3. Nice to meet you, Hoa.

.....

4. Goodbye!

.....

5. See you soon, Mai!

.....

III. READING

1. Complete the conversation with available words.

Hoa you morning How I'm

Miss Hoa: Good (1) _____ everyone.

Chi: Good morning Miss (2) _____. How are you?

Miss Hoa: (3) _____ fine, thanks. This is Minh.

Chi: Hello, Minh.

Minh: Hello. Nice to meet (4) _____!

Chi: (5) _____ do you spell Minh?

Minh: M-I-N-H

EN HỌC GIỎI TIẾNG ANH LỚP 3 - TẬP 1

2. Complete the conversation with available words.

Hello too Nice friend name

Alan: Hi, mum. This is my (1) _____. And this is my mum.

Mum: (2) _____. I'm Monica White.

Rachael: Hello Mrs. White. My (3) _____ is Rachael Green.

Mum: (4) _____ to meet you, Rachael!

Rachael: Nice to meet you, (5) _____!

IV. WRITING

Write sentences basing on available words, the first one has been done for you as an example.

0. Minh/ yes.

Is this Minh?

Yes, it is.

1. Nam/ no

.....
.....

2. Trang/ yes

.....
.....

3. Alice/ no


.....
.....

4. Miss Lan/ yes

.....
.....

5. Mr. Loc/ no

.....
.....



HOW OLD ARE YOU?



PART I: THEORY

I. VOCABULARY

English	Pronunciation	Vietnamese
how	/haʊ/	<i>như thế nào</i>
old	/əʊld/	<i>già, cũ</i>
how old	/haʊ əʊld/	<i>bao nhiêu tuổi</i>
year	/jɪə(r)/	<i>năm</i>
too	/tu:/	<i>cũng</i>
one	/wʌn/	1
two	/tu:/	2
three	/θri:/	3
four	/fɔ:(r)/	4
five	/faɪv/	5
six	/sɪks/	6
seven	/'sevn/	7
eight	/eɪt/	8
nine	/naɪn/	9
ten	/ten/	10

II. GRAMMAR

1. Hỏi tên một người nào đó

(?) **Who is + this/ that?**

(+) **Who is + this/ that?**

Example

- Who is this? (Đây là ai?)

It is Mai. (Đây là Mai?)

- Who is that? (Đó là ai?)

It is Minh. (Đó là Minh.)

2. Hỏi tuổi của bạn

(?) **How old are you?**

(+) **I am... years old.**

Example

How old are you? (Bạn bao nhiêu tuổi)

I am seven years old. (Tôi 7 tuổi.)

3. Hỏi tuổi ai đó

(?) **How old is + he/ she?**

(+) **He/ She + is ... + years old.**

Example

How old is she? (Chị ấy bao nhiêu tuổi?)

She is eight years old. (Chị ấy 8 tuổi.)

III. PHONICS

Practice pronouncing these sounds and these words.



Track 013

/f/	fine /faɪn/	friend /frend/	four /fɔ:(r)/	five /faɪv/
/s/	thanks /θæŋks/	class /kla:s/	six /sɪks/	seven /'sevn/



PART II: LANGUAGE: VOCABULARY - GRAMMAR - PHONICS

I. VOCABULARY

1. Do the puzzle: find the word: THIS, THAT, NOT, YES, NO, WHO, WHAT, SPELL, YEAR, OLD.

S	P	E	L	L	O	L	A	R	M
H	O	C	K	N	O	T	A	G	D
L	B	P	F	A	M	E	E	W	H
N	T	H	I	S	Y	N	L	H	P
E	H	Q	D	I	E	B	T	O	G
O	A	G	P	C	S	A	K	L	F
I	T	Q	N	O	H	N	H	D	C
D	B	M	K	W	Q	A	E	F	I

2. Complete the sentence below.

1. W__ is this?

It is My.

2. Who is t__t?

It is Nga.

3. How ___ are you?

I'm six years old.

4. How do you s_____ it?











N-A-N-A

5. W___ is your name?

I'm Lincoln.

3. Write the correct number in words for each picture.

EM HỌC GIỎI TIẾNG ANH LỚP 3 - TẬP 1

				
1.	2.	3.	4.	5.
				
6.	7.	8.	9.	10.

II. GRAMMAR

1. Reorder the words to make correct sentences.

1. old/ you,/ are/ Nam?/ How

.....

2. old/ that/ is/ How/ girl?

.....

3. is/ years/ eight/ old./ She

.....

4. years/ is/ Minh/ nine/ old.

.....

5. years/ you/ old?/ Are/ five

.....

2. Match each question with each answer.

No.	Question	Opt.	Answer
1	Hello!	A	Trang.
2	How are you?	B	Fine.
3	What's your name?	C	No. It is Nancy.
4	Is that Nana?	D	Hi!
5	How do you spell it?	E	R-A-C-H-A-E-L.

Your answer:

1. 2. 3. 4. 5.

3. Complete each pair of sentences.

1. Is this Tony? – Yes, it _____.
2. Is that Joey? – No, it _____.
3. How old is Quynh? - _____ is ten years old.
4. How _____ you spell your name? – N-G-A.
5. How old are you? – I am seven _____ old.

4. Underline the mistake in each sentence then rewrite the correct one.

1. I'm am Jamie.


2. How old are Mai? – She is seven years old.

3. What are you? – I'm fine, thanks.

4. Goodbye dear! – See your again.

5. What's is your name? – My name is Quynh.

III. PHONICS

1. Complete the word and say aloud.  Track 014

f

s

- | | | |
|-----------|---------|-----------|
| 1. _riend | 2. _our | 3. _ix |
| 4. _even | 5. _ive | 6. thank_ |

2. Listen and complete the sentence.  Track 015

1. This is my _____.
2. There are _____ balls.


EM HỌC GIỎI TIẾNG ANH LỚP 3 - TẬP 1







3. I'm fine, _____.
4. I'm _____ years old.
5. I am _____.



PART III: SKILLS: LISTENING - SPEAKING - READING - WRITING

I. LISTENING

Listen and number the picture.  Track 016

No.	Picture	No.	Picture
A.		D.	
B.		E.	
C.		F.	

II. SPEAKING

Complete the conversation with available phrase.

- a. *How do you spell your name, Tony*
- b. *who is this*
- c. *I'm Vy*
- d. *She is five years old*
- e. *I'm seven years old*

Vy: Hello. (1) _____.

Tony: Nice to meet you, Vy! I'm Tony.

Vy: (2) _____?

Tony: T-O-N-Y.

Vy: How old are you, Tony?

Tony: (3) _____. How about you?

Vy: I'm seven years old too. And, (4) _____?

Tony: This is Linda.

Vy: How old is Linda?

Tony: (5) _____.

Vy: It's time for class. Goodbye.

Tony: Bye.

III. READING

Read and do the task followed.

My name is Nana. I'm in class 3C and I'm seven years old. I have many friends. This is Nam. He is in class 3A. He is seven years old, too. That is Nhung. Nhung is eight years old. She is in class 4C. And this girl is Sam. Sam is in class 5A. Sam is nine years old. Look! That is my teacher, Miss Hoa. She is 30 years old.

1. Answer the question.

1. How old is Nana?

.....

A L C P E F G H U K D M N O / Q R S T B V + Y
EM HỌC GIỎI TIẾNG ANH LỚP 3 - TẬP 1

2. How old is Nam?

.....

3. How old is Nhung?

.....

4. How old is Sam?

.....

5. How old is Miss Hoa?

.....

2. Complete the sentence.

1. Nana is in class _____.
2. Nam is in class _____.
3. Nhung is in class _____.
4. Sam is in class _____.
5. Miss Hoa is Nana's _____.

IV. WRITING

Write sentences basing on available words, the first one has been done for you as an example.

0. Tony - 3A

This is Tony. He's in class 3A.

1. Nam/ 3E

.....

2. Ngoc/ 3D

.....

3. Susan/ 3G

.....

4. Monica/ 3C

.....

5. Rachel/ 3B

.....



ARE THEY YOUR FRIENDS?



PART I: THEORY

I. VOCABULARY

English	Pronunciation	Vietnamese
friend	/frend/	người bạn
friends	/frendz/	những người bạn
they	/ðeɪ/	họ
are	/ɑ:(r)/	là

II. GRAMMAR

1. Giới thiệu một người bạn của mình cho một người khác

(+) **This is my friend, + name.**

Example

This is my friend, Ly. (Đây là bạn của tớ, Ly.)

2. Nói rằng ai đó là bạn của mình

(+) **Name + is my friend.**

Example

Lan is my friend. (Lan là bạn của tôi.)

Hung is my friend. (Hùng là bạn của tôi.)

3. Hỏi xem ai đó có phải bạn bè của bạn hay không

(?) **Is + this/ that + your friend?**

(+) **Yes, it is.**

(-) **No, it is not.**

EM HỌC GIỎI TIẾNG ANH LỚP 3 - TẬP 1

Example

- Is this your friend? (Đây có phải là bạn của bạn không?)
Yes, it is. (Vâng, đúng vậy.)
- Is that her friend? (Đó có phải là bạn của cô ấy không?)
No, it isn't. (Không phải đâu.)

4. Hỏi xem một số người có phải bạn bè của bạn hay không

(?) **Are they your friends?**

(+) **Yes, they are.**

(-) **No, they are not.**

Example

Are they your friends? (Họ có phải là bạn của bạn không?)

No, they are not. (Không, họ không phải.)

III. PHONICS

Practice pronouncing these sounds and these words.  **Track 017**

/æ/	thanks /θæŋks/	and /ænd/	that /ðæt/	dad /dæd/
/e/	sent /sent/	ten /ten/	spell /spel/	pen /pen/



PART II: LANGUAGE: VOCABULARY - GRAMMAR - PHONICS

I. VOCABULARY

1. Complete the word with suitable letters.

1. TH_S
2. _HAT
3. FRI_ND
4. F_IEND_
5. T_EY
6. _HREE
7. F_UR
8. FIV_
9. SE_EN
10. E_GHT

UNIT 5: ARE THEY YOUR FRIENDS?

2. Pick out one redundant letter to make correct word.

- | | |
|-------------|----------|
| 1. THELLO | 6. YEARY |
| 2. MORANING | 7. TOBO |
| 3. YESR | 8. OANE |
| 4. NHOT | 9. NHINE |
| 5. THOW | 10. TREN |

3. Complete each sentence with suitable word.

1. This is my f_____.
2. Are they your _____s?
3. No, they ___ not.
4. Who is ___ s? - It's Minh.
5. How old are you? - I'm nine years ___.

II. GRAMMAR

1. Match the first part with the second part to make correct sentence.

No.	Part 1	Opt.	Part 2
1	What's	A	not.
2	How old	B	my friend?
3	Who	C	your name?
4	Is that	D	is that?
5	No, it is	E	are you?

Your answer:

1. 2. 3. 4. 5.

2. Match each question with each answer.

No.	Question	Opt.	Answer
1	Who is this?	A	No. It is My.
2	Are they your friends?	B	Yes.

EM HỌC GIỎI TIẾNG ANH LỚP 3 - TẬP 1

3	Is that Van?	C	No. This is not my friend.
4	How old are you?	D	It is My.
5	Is this your friend?	E	I'm seven.

Your answer:

1. 2. 3. 4. 5.

3. Underline the mistake in each sentence then rewrite the correct one.

1. How are you? – I'm fine, thanks you.

2. What's you name? – Huyen.

3. Nice to meet you! – Me two.

4. How do you spell your name? – Joey.

5. This is my friends, Nam.

4. Complete the sentence with suitable word.

- Is that Trang? – _____, it is.
- This _____ my friend, Lyly.
- _____ is that? – It's my friend, Tuyet.
- How _____ are you? – I am 10.
- Are Ngoc and Hoang your friends? – No, they _____.

III. PHONICS

1. Complete the word and say aloud. Track 018

a

e

1. _nd


2. s_ven

3. sp_ll

4. th_nks

5. th_t

6. t_n

2. Listen and complete the sentence.  Track 019







1. This is Lan _____ this is Mai.
2. _____ you very much.
3. How do you _____ your name?
4. I am _____ years old.
5. _____ is Tony.



PART III: SKILLS: LISTENING - SPEAKING - READING - WRITING

I. LISTENING

Listen and number the picture.  Track 020

No.	Picture	No.	Picture
A.		D.	
B.		E.	
C.		F.	

II. SPEAKING

Complete the conversation with available phrases.

- a. *I'm fine, thank you*
- b. *We are good friends*
- c. *How are you*
- d. *I'm seven years old*
- e. *Goodbye, Miss Brown*

Miss Brown: Good morning, Mai.

Mai: Good morning, Miss Brown! (1) _____?

Miss Brown: Fine, thanks. How about you?

Mai: (2) _____. Miss Brown, this is Nam.

Nam: Nice to meet you, Miss Brown! My name is Nam.

Miss Brown: Good morning, Nam. How old are you?

Nam: (3) _____.

Miss Brown: Are you Mai's friend?

Nam: Yes, I am. (4) _____.

Miss Brown: Goodbye, children!

Mai and Nam: (5) _____!

III. READING

Read and do the task followed.

My name is Tom. I'm a pupil at Oriental Primary School. I'm eight years old and I'm in class 3E. I have many friends. This is my friend, Nobita. He is eight years old too. And this is Nobita's friend, Doraemon. Doraemon is nine years old. Here are Suneo and Jaian. Suneo is seven years old and Jaian is eight years old. Look! That girl is Shizuka. She is seven years old and she is Nobita's best friend.

1. Complete the sentence.

1. Tom is a pupil at _____ Primary School.

UNIT 5: ARE THEY YOUR FRIENDS?

- 2. Tom is _____ years old.
- 3. Tom studies in class _____.
- 4. Tom has many _____.
- 5. Doraemon is Nobita's _____.

2. Decide if each statement is true (T) or false (F).

Statement	True/ False
1. Nobita and Tom are eight years old.
2. Doraemon is ten years old.
3. Suneo and Shizuka are seven years old.
4. Jaian is eight years old.
5. Shizuka is Jaian's best friend.

IV. WRITING

Write sentences basing on available words, the first one has been done for you as an example.

0. James/ Tony/ 8

I'm James. This is my friend, Tony. He is 8.

1. Ken/ Linda/ 7

.....

2. Nam/ Mai/ 9

.....

3. Rachel/ Linh/ 10

.....

4. Susan/ Sam/ 8

.....

5. Phuong/ Andy/ 7

.....



STAND UP



PART I: THEORY

I. VOCABULARY

English	Pronunciation	Vietnamese
speak	/spi:k/	nói
write	/raɪt/	viết
come	/kʌm/	đi đến (nơi nào đó)
go	/gəʊ/	đi
open	/'əʊpən/	mở
close	/kləʊz/	đóng
ask	/ɑ:sk/	hỏi
stand up	/stænd ʌp/	đứng lên
sit down	/sɪt daʊn/	ngồi xuống
take a seat	/teɪk ə si:t/	ngồi xuống
open your book	/'əʊpən jɔ:(r) bʊk/	mở sách ra
close your book	/kləʊz jɔ:(r) bʊk/	gấp sách lại
keep silent	/ki:p 'saɪlənt/	giữ trật tự
be quiet	/bi: 'kwaɪət/	giữ trật tự
ask a question	/ɑ:sk ə 'kwestʃən/	hỏi một câu hỏi
come in	/kʌm ɪn/	đi vào trong
go out	/gəʊ aʊt/	đi ra ngoài
book	/bʊk/	cuốn sách
question	/'kwestʃən/	câu hỏi

boy	/bɔɪ/	cậu bé
boys	/bɔɪz/	những cậu bé
girl	/gɜ:l/	cô bé
girls	/gɜ:lz/	những cô bé
children	/'tʃɪldrən/	đám trẻ con
here	/hɪə(r)/	ở đây
out	/aʊt/	bên ngoài
in	/ɪn/	bên trong
sorry	/'sɒri/	xin lỗi
may	/meɪ/	có thể
can	/kæn/	có thể

II. GRAMMAR

1. Yêu cầu ai làm gì đó

(+) **Phrase V.**

(-) **Don't + phrase V.**

Example

- Stand up. (Đứng lên.)
- Sit down, please. (Mời ngồi xuống.)
- Don't make noise. (Đừng làm ồn.)
- Don't talk in class, please. (Đừng nói chuyện trong lớp.)

Chú ý, ta có thể thêm từ **please** vào cuối câu để tăng thêm phần lịch sự cho câu.

Stand up, please. (Vui lòng đứng lên.)

2. Hỏi xem bản thân có được làm gì hay không?

(?) **May I + phrase V?**

(+) **Yes, you can.**

(-) **No, you cannot.**

Chú ý: **cannot = can't.**

EM HỌC GIỎI TIẾNG ANH LỚP 3 - TẬP 1

Example

- May I write here? (Tôi có thể viết vào đây không?)
Yes, you can. (Có, bạn có thể.)
- Can I go out? (Tôi có thể ra ngoài không?)
No, you can't. (Không, bạn không thể.)

III. PHONICS

Practice pronouncing these sounds and these words.  Track 021



/c/	come /kʌm/	close /kləʊz/	keep /ki:p/	can /kæn/
/d/	do /du:/	down /daʊn/	dad /dæd/	doll /dɔ:l/











PART II: LANGUAGE: VOCABULARY - GRAMMAR - PHONICS

I. VOCABULARY

1. Look at the picture and complete the puzzle.

1							
2							

3								
4								
5								
6								
7								
8								
9								
10								

EM HỌC GIỎI TIẾNG ANH LỚP 3 - TẬP 1

2. Complete each sentence with one verb.

1. May I _____ in?
2. Can I _____ my name here?
3. May I _____ a question?
4. Please _____ a seat!
5. Please _____ here!

3. Draw a line to match the word that goes together.

No.	Column 1	Opt.	Column 2
1	stand	A	a seat
2	sit	B	silent
3	take	C	out
4	open	D	a question
5	close your	E	down
6	keep	F	your book
7	be	G	quiet
8	ask	H	in
9	come	I	up
10	go	J	book

Your answer:

- | | | | | |
|----|----|----|----|-----|
| 1. | 2. | 3. | 4. | 5. |
| 6. | 7. | 8. | 9. | 10. |

II. GRAMMAR

1. Reorder the words to make correct sentences.

1. come/ here./ Please

.....

2. noise/ Don't/ class./ in/ make

.....

3. quiet,/ and/ boys/ girls./ Keep

.....

4. speak/ I/ here?/ May

.....

5. in,/ Yes./ please./ Come

.....

2. Underline the mistake in each sentence then rewrite the correct one.

1. This is my friends, George.

2. How is that? – It's my friend, Nelson.

3. How old do you? – I'm nine.

4. Are they your friend? – Yes, they're.

5. They are not I friends.

3. Match each question with each answer.

No.	Question	Opt.	Answer
1	Who's this?	A	My friend, Nana.
2	May I sit down?	B	Of course.
3	Can I go out!	C	No, it isn't.
4	May I write my name here?	D	No. Don't do it!
5	Is this Nam?	E	No. Keep staying in.

Your answer:

1.

2.

3.

4.


5.

C P E F G H U K D M N O / Q P S T B I + Y
EM HỌC GIỎI TIẾNG ANH LỚP 3 - TẬP 1


4. Complete each sentence with suitable word.

1. Nice to see _____!
2. My _____'s Mai.
3. _____ that Chi? – No, it isn't.
4. Is Janice your friend? – _____, she is my friend.
5. Can I _____ a seat?

III. PHONICS

1. Complete the word and say aloud.  **Track 022**


- | c | | d |
|----------|---------|----------|
| 1. _own | 2. _ome | 3. _lose |
| 4. _lass | 5. _o | 6. _ad |







2. Listen and complete the sentence.  **Track 023**

1. Joey, _____ here!
2. May I _____ my book?
3. May I speak in _____?
4. Sit _____, please?
5. How _____ you spell your name, Linda?

 **PART III: SKILLS: LISTENING - SPEAKING - READING - WRITING**

I. LISTENING

Listen and number the picture.  **Track 024**






No.	Picture	No.	Picture
A.		D.	
B.		E.	
C.		F.	

II. SPEAKING

Look at the picture and complete the dialouge with available phrases.

- a. take a seat
- b. open the book
- c. ask a question
- d. Come in
- e. keep quiet

EM HỌC GIỎI TIẾNG ANH LỚP 3 - TẬP 1

No.	Dialogue	Picture
1	Good morning, Miss White. Good morning, John. _____, please.	
2	Please _____, children. Thank you.	
3	May I _____? Sure.	
4	Please _____, boys and girls.	
5	Can I _____? No, you can't.	

III. READING

1. Read and Complete the sentence with available words.

bag here repeat book silent

- Please write your name (1) _____.
- Can I open the (2) _____? – No, you can't.
- Put your book in your (3) _____ please!
- Now listen and (4) _____, children!
- Keep (5) _____, boys and girls.

2. Read and Complete the sentence with available words.

write talk noise a seat your book

- Can I come in?
Sure. Come in and take (1) _____!
- May I (2) _____ my name here.
No, you may not.
- Can I (3) _____ to you for a second?
Sorry, I'm busy now.
- Kids, open (4) _____ at page 10.
- Don't make (5) _____ in class, boys and girls!

IV. WRITING

Write sentences basing on available words, the first one has been done for you as an example.

0. go out/ yes

May I go out? – Yes, you may.

1. ask a question/ no

.....

2. open the book/ yes

.....



THAT'S MY SCHOOL



PART I: THEORY

I. VOCABULARY

English	Pronunciation	Vietnamese
school	/sku:l/	trường học
library	/'laɪbrəri/	thư viện
classroom	/'kla:sru:m/	lớp học
computer room	/kəm'pjʊ:tə(r) ru:m/	phòng máy tính
playground	/'pleɪgraʊnd/	sân trường
gym	/dʒɪm/	phòng học thể dục
music room	/'mju:zɪk ru:m/	phòng học nhạc
art room	/ɑ:t ru:m/	phòng học mỹ thuật
school yard	/sku:l jɑ:d/	sân trường
big	/bɪg/	to
small	/smɔ:l/	nhỏ
old	/əʊld/	cũ
new	/nju:z/	mới
large	/la:dʒ/	to, lớn
beautiful	/'bjʊ:tɪfl/	đẹp
modern	/'mɒdn/	hiện đại
look at	/lʊk ət/	nhìn vào
but	/bʌt/	nhưng
and	/ænd/	và

II. GRAMMAR

1. Giới thiệu một địa điểm nào đó trong trường

(?) *That is the + school facility.*

Example

That is the school library. (Đó là thư viện trường.)

2. Hỏi tính chất của một địa điểm nào đó trong trường.

(?) *Is the + school facility + adj?*

(+) *Yes, it is.*


(-) *No, it is not.*

Example

Is the gym new? (Phòng học thể dục mới à?)

Yes, it is. (Đúng thế.)

III. PHONICS

Practice pronouncing these sounds and these words.  **Track 025**

/g/	girl /gɜ:l/	go /gəʊ/	goodbye /gʊd'baɪ/	get /get/
/l/	library /'laɪbrəri/	silent /'saɪlənt/	look /lʊk/	like /laɪk/








PART II: LANGUAGE: VOCABULARY - GRAMMAR - PHONICS

I. VOCABULARY

1. Pick out one redundant letter to make correct word.

- | | |
|---------------|--------------|
| 1. BIGE | 6. SECHOOL |
| 2. SAMALL | 7. ANDY |
| 3. NEWY | 8. AERT ROOM |
| 4. LAROGÉ | 9. MOLD |
| 5. BEMAUTIFUL | 10. BUTH |

2. Look at the picture and complete the word.

No	Picture	Word
1		li_____
2		cl____r____
3		com_____r____
4		p____gr_____
5		g____




EM HỌC GIỎI TIẾNG ANH LỚP 3 - TẬP 1



3. Do the puzzle: find the word: MUSIC, ART, COMPUTER, YARD, LARGE, BIG, NEW, LOOK, BUT, AND.

E	A	N	D	L	I	B	K	E	L
H	M	U	S	I	C	G	A	B	O
A	M	L	A	R	G	E	D	I	O
N	G	D	I	Y	A	R	D	G	K
K	O	L	C	A	R	M	F	K	G
M	F	N	B	U	T	E	H	B	D
C	C	O	M	P	U	T	E	R	O
I	B	H	N	E	W	N	L	F	C

II. GRAMMAR

1. Look at the picture and answer the question.

No	Question - Answer	Picture
1	What is that? _____	
2	Is that the music room? _____	
3	Is the gym modern? _____	

4	What's that? <hr/>	
5	Is the school small? <hr/>	

2. Reorder the words to make correct sentences.

- take/ I/ seat/ a/ please?/ May
.....
- Joey/ Are/ and Jimmy/ friends?/ your
.....
- is/ library,/ isn't/ the school/ it?/ That
.....
- that?/ is/ What
.....
- is/ school/ the/ playground./ This
.....

3. Underline the mistake in each sentence then rewrite the correct one.

- Is that your school? – Yes, its.

- Your school library are old.

- That is I school library.

C P E F G H U K D M O / Q P S T B I J X Y
EM HỌC GIỎI TIẾNG ANH LỚP 3 – TẬP 1

4. Look at my classroom! They're new and very large.

5. Are they your friends? – No, they aren't not.

4. Write sentences basing on available words, using and/but, the first one has been done for you as an example.

0. gym/ modern/ big.

The gym is modern and big.

1. computer room/ big/ old

.....

2. playground/ large/ new

.....

3. music room/ modern/ new

.....

4. art room/ small/ old

.....

5. school yard/ big/ new

.....

III. PHONICS

1. Complete the word and say aloud.  **Track 026**

g

l

1. _o

2. _ibrary

3. _ood

4. p_ay

5. _ook

6. _irl

2. Listen and complete the sentence.  **Track 027**

1. This is the _____.

2. Those are two _____.

3. _____ at your book please!

4. That is the school _____.

5. Let's _____ with me.

**PART III: SKILLS: LISTENING - SPEAKING - READING - WRITING****I. LISTENING**

Listen and complete the paragraph.  **Track 028**

I'm Nana. I'm (1) _____ years old and I'm studying at Roses Primary School. This is my school. It is (2) _____. Look! This is my classroom. It is old but large. And here is the school (3) _____. The (4) _____ here is good. And that room over there is the (5) _____ room.

II. SPEAKING

Complete the conversation with available phrases.

- a. *Is that your classroom*
- b. *it is old*
- c. *Fine, thanks*
- d. *I borrow books there*
- e. *It's the computer room*

Julia: Come in, please.

Melly: Good morning! How are you?

Julia: (1) _____. How about you?

Melly: I'm fine, too. (2) _____?

Julia: Yes, it is. Is it nice?

Melly: It's very nice and big too. And what is that?

Julia: That's the school library. (3) _____.

Melly: Is the library new?

Julia: No, (4) _____.

Melly: And what is that, next to the library?

Julia: (5) _____. We sometimes study there.

Melly: It sounds great.

III. READING

Read and do the task followed.

My name is Nina. I study at Sunrise International School. Look! This is a picture of my school. Here is my classroom. It's new and large. This is Hoa. She is my friend. She is in class 3E. And this is the gym. The gym is very modern. And that is the school library. The library is old but very large. And this is the school canteen. The canteen is small but nice. I love my school.

1. Decide if each statement is true (T) or false (F).

Statement	True/ False
1. Nina and Hoa study at Sunrise International School.
2. Nina's classroom is small.
3. Nina is in class 3E.
4. The gym is modern.
5. The library is new but small.

2. Tick the correct answer.

	Yes	No
1. Is Nina Hoa's friend?		
2. Is Hoa in class 3C?		
3. Is there a gym in school?		
4. Is the library small?		
5. Is the canteen small?		

IV. WRITING

Write sentences basing on available words, the first one has been done for you as an example.

0. *my school/ new*

That is my school. It is new.

1. *her/ school library/ big*

.....

UNIT 7: THAT'S MY SCHOOL

2. his/ classroom/ small

.....

3. your/ computer room/ modern

.....

4. their/ music room/ old

.....

5. our/ art room/ large

.....



THIS IS MY PEN



PART I: THEORY

I. VOCABULARY

English	Pronunciation	Vietnamese
rubber	/'rʌbə(r)/	cục tẩy
pencil case	/'pensl keɪs/	hộp bút
school bag	/sku:l bæɡ/	cặp sách
notebook	/'nəʊtbʊk/	vở viết
pencil	/'pensl/	bút chì
ruler	/'ru:lə(r)/	thước kẻ
these	/ði:z/	những cái này
those	/ðəʊz/	những cái kia
pencil sharpener	/'pensl 'ʃɑ:pne(r)/	cái gọt bút chì
long	/lɒŋ/	dài
short	/ʃɔ:t/	ngắn

II. GRAMMAR

1. Giới thiệu một đồ vật nào đó là của người nào

(+) **This/That + is + possessive adj + school thing.**

Example

- This is my rubber. (Đây là tẩy của tôi.)
- That is her ruler. (Đó là thước của chị ấy.)

2. Giới thiệu một vài đồ vật nào đó là của người nào

(+) **These/Those + are + possessive adj + school things.**

Example

- These are my school bags. (Những cái này là cặp sách của tôi.)
- Those are Lan's notebooks. (Những cái đó là vở viết của Lan.)

3. Nói về tính chất của vật gì đó.

(+) **It is + adj.**

(+) **They are + adj.**

Example

- It is new. (Cái đó thì mới.)
- They are old. (Những cái đó thì cũ.)

4. Khi nói tới 2 tính chất của đồ vật

(+) **It is + adj 1 + and/ but + adj 2.**

Example

- It is small and old. (Nó nhỏ và cũ.)
- It is large but old. (Nó lớn nhưng cũ.)

(+) **They are + adj 1 + and/but + adj 2.**

Example

- They are new and beautiful. (Chúng mới và đẹp.)
- They are old but beautiful. (Chúng cũ nhưng đẹp.)

III. PHONICS

Practice pronouncing these sounds and these words.




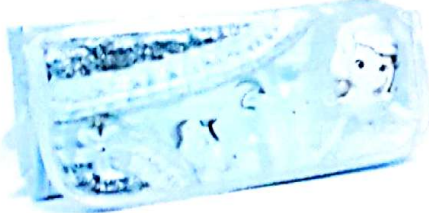

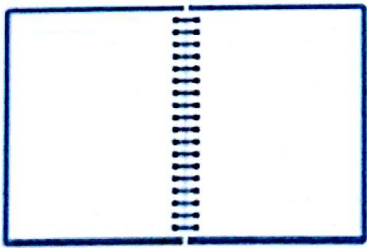

Track 029

/r/	rubber /'rʌbə(r)/	rabbit /'ræbɪt/	friend /frend/	proper /'prɒpə(r)/
/ð/	these /ði:z/	those /ðəʊz/	they /ðei/	this /ðɪs/



I. VOCABULARY


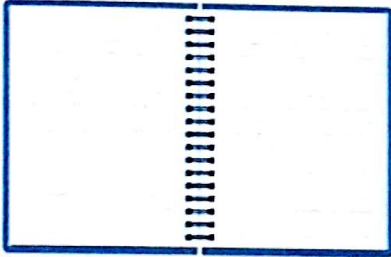



1. Match each picture with a correct word.

No.	Picture	Opt.	Word
1		A	school bag
2		B	pencil case
3		C	rubber
4		D	pencil
5		E	notebook






Your answer:

1. 2. 3. 4. 5.

2. Look at the picture and complete the word.

No	Picture	Word
1		p_____c____
2		n_____b____
3		s_____b____
4		c__p_____
5		m_____r____

EM HỌC GIỎI TIẾNG ANH LỚP 3 - TẬP 1

<p>6</p>		<p>p _ _ _ g _ _ _ _ _</p>
<p>7</p>		<p>l _ _ _ _</p>
<p>8</p>		<p>l _ _ _ _</p>
<p>9</p>		<p>g _ _</p>
<p>10</p>		<p>c _ _ _ _ r _ _ _ _</p>

3. Pick out one redundant letter to make correct word.

- 1. CLASSEROOM
- 2. PLAYNGROUND
- 3. BEDAUTIFUL
- 4. MOIDERN
- 5. PENACIL
- 6. SCHARPENER
- 7. RUBBERY
- 8. RULLER
- 9. LAROGGE
- 10. CLOOK

II. GRAMMAR

1. Reorder the words to make correct sentences.

- 1. new/ that/Is/ rubber?/ your
.....
- 2. pencil/ Her/ case/ big/ is/ beautiful./ and
.....
- 3. are/The/ and/ small/ new./ notebooks
.....
- 4. are/my/ not/These/ notebooks.
.....
- 5. those/ Lan's/Are/ books?
.....

2. Underline the mistake in each sentence then rewrite the correct one.

- 1. This is my rubber. It are very long.

- 2. My school bag is very olds.

- 3. Is that your pencil cases?

- 4. May I coming in?

- 5. Are those you notebooks?

EM HỌC GIỎI TIẾNG ANH LỚP 3 – TẬP 1

3. Match each question with each answer.

No.	Question	Opt.	Answer
1	Is the gym new?	A	No, they aren't.
2	Are your rubbers small?	B	Yes, it is.
3	That is the classroom, isn't it?	C	Those are my school bags.
4	What are those?	D	No. That's the computer room.
5	Are the rulers long?	E	No. They are quite short.

Your answer:

1. 2. 3. 4. 5.

4. Write sentences basing on available words, the first one has been done for you as an example.

0. *my rubber/ my rubbers*

This is my rubber.

These are my rubbers.

1. *your pencil case/ your pencil cases*

.....

2. *his school bag/ his school bags*

.....

3. *her notebook/ her notebooks*

.....


4. *Nam's pencil/ Nam's pencils*

.....


5. *Linda's ruler/ Linda's rulers*

.....

III. PHONICS

1. Complete the word and say aloud.  Track 030

- | | | |
|-----------|----------|-----------|
| r | th | |
| 1. _ubber | 2. _uler | 3. __ese |
| 4. __ose | 5. __is | 6. f_iend |

2. Listen and complete the sentence.  Track 031





1. This is my _____.
2. Those _____ are long.
3. Jimmy is my _____.
4. _____ is Joanna.
5. _____ is my pencil.




PART III: SKILLS: LISTENING - SPEAKING - READING - WRITING

I. LISTENING

Listen and number the picture.  Track 032

No.	Picture	No.	Picture
A.		D.	
B.		E.	

EM HỌC GIỎI TIẾNG ANH LỚP 3 - TẬP 1



II. SPEAKING

Complete the conversation with available clauses.

- a. *Is it new*
- b. *here are my school things*
- c. *It's long*
- d. *I really like it*
- e. *Those rubbers are so small*

Trang: Nam, (1) _____.

Nam: You have so many school things. Look! Is this your ruler?

Trang: Yes, it is. See! (2) _____.

Nam: And very new, too. What is this?

Trang: It's my notebook.

Nam: (3) _____?

Trang: No, it is old. And these are my rubbers.

Nam: (4) _____.

Trang: Yes, they are. And here is my school bag.

Nam: Your school bag is very large.

Trang: Yes. (5) _____.

III. READING

Read and do the task followed.

My name is Jen. I'm seven years old and this is my school bag. There are many things in the school bag. This is my ruler. It's new and long. These are

my books and my notebooks. They are nice and new. Look! This is my pencil. It's old and short. And those are my pens. They are short, too.

1. Decide if each statement is true (T) or false (F).

Statement	True/ False
1. Jen is 8 years old.
2. There are many things in Jen's school bag.
3. Jen's ruler is old.
4. Jen's books are nice.
5. Jen's notebooks are new.

2. Circle A or B to mark the correct answer.

- | | | |
|-------------------------------------|-------------------|---------------------|
| 1. Is the ruler long or short? | A. It is long. | B. It is short. |
| 2. Are the notebooks old or new? | A. They are old. | B. They are new. |
| 3. Is there a pencil? | A. Yes, there is. | B. No, there isn't. |
| 4. Is the pencil short or long? | A. It is short. | B. It is long. |
| 5. Are the pen and the pencil long? | A. Yes, they are. | B. No, they aren't. |

IV. WRITING

Write sentences basing on available words, the first one has been done for you as an example.

0. *your school yard large/ yes.*

Is your school yard large?

Yes, it is.

1. *your rubber big/ yes*

.....

2. *her pencil long/ no*

.....



WHAT COLOR IS IT?



PART I: THEORY

I. VOCABULARY

English	Pronunciation	Vietnamese
desk	/desk/	<i>cái bàn học sinh</i>
eraser	/ɪ'reɪzə(r)/	<i>cục tẩy</i>
bench	/bentʃ/	<i>ghế dài</i>
chair	/tʃeə(r)/	<i>ghế tựa</i>
board	/bɔ:d/	<i>bảng</i>
chalk	/tʃɔ:k/	<i>phấn</i>
red	/red/	<i>đỏ tươi</i>
yellow	/'jeləʊ/	<i>vàng</i>
orange	/'ɒrɪndʒ/	<i>da cam</i>
pink	/pɪŋk/	<i>hồng</i>
blue	/blu:/	<i>xanh dương</i>
green	/gri:n/	<i>xanh lá</i>
black	/blæk/	<i>đen</i>
violet	/'vaɪələt/	<i>tím</i>
brown	/braʊn/	<i>nâu</i>
white	/waɪt/	<i>trắng</i>

EM HỌC GIỎI TIẾNG ANH LỚP 3 - TẬP 1

II. GRAMMAR

Hỏi về màu sắc của đồ vật - Số ít

(?) **What colour is it?**

(+) **It is + colour.**

Example

What colour is it? (Cái đó màu gì?)

It is red. (Nó màu đỏ.)

Hỏi về màu sắc của đồ vật - Số nhiều

(?) **What colour are they?**


(+) **They are + colour.**

Example

What colour are they? (Những cái đó màu gì?)

They are brown. (Chúng màu nâu.)

III. PHONICS

Practice pronouncing these sounds and these words.  **Track 033**

/ɪ/	big /bɪg/	it /ɪt/	six /sɪks/	this /ðɪs/
/ɔː/	orange /'ɔːrɪndʒ/	long /lɔːŋ/	short /ʃɔːt/	morning /'mɔːnɪŋ/



PART II: LANGUAGE: VOCABULARY - GRAMMAR - PHONICS

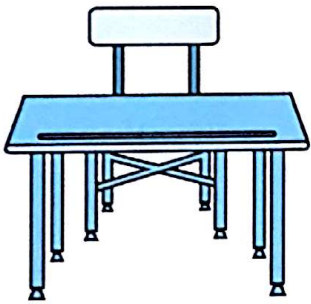


I. VOCABULARY

3. Do the puzzle: find the word: RED, YELLOW, ORANGE, PINK, BLUE, GREEN, BLACK, VIOLET, BROWN, WHITE.

UNIT 9: WHAT COLOR IS IT?

C	O	I	M	D	N	G	P	K	K
G	Q	L	P	Q	Y	M	C	N	D
N	R	E	F	C	E	A	G	H	E
P	R	E	D	I	L	R	P	T	B
K	R	Q	E	B	L	E	I	K	R
B	L	U	E	N	O	H	N	L	O
M	D	H	O	H	W	I	K	F	W
O	O	R	A	N	G	E	R	C	N
E	L	G	V	I	O	L	E	T	F

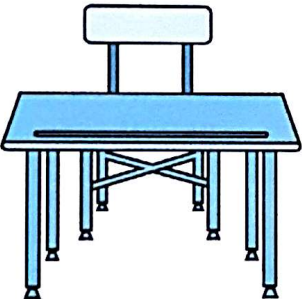


2. Look at the picture and complete the word.

No.	Picture	Word
1		d_ _ _
2		b_ _ _ _
3		c_ _ _ _



UNIT 9: WHAT COLOR IS IT?

C	O	I	M	D	N	G	P	K	K
G	Q	L	P	Q	Y	M	C	N	D
N	R	E	F	C	E	A	G	H	E
P	R	E	D	I	L	R	P	T	B
K	R	Q	E	B	L	E	I	K	R
B	L	U	E	N	O	H	N	L	O
M	D	H	O	H	W	I	K	F	W
O	O	R	A	N	G	E	R	C	N
E	L	G	V	I	O	L	E	T	F

2. Look at the picture and complete the word.

No.	Picture	Word
1		d_ _ _
2		b_ _ _ _
3		c_ _ _ _

EM HỌC GIỎI TIẾNG ANH LỚP 3 - TẬP 1

4		b_ _ _ _
5		c_ _ _ _

3. Divide these words into three columns.

gym yellow black chalk library
 music room desk white pencil case rulers
 orange board violet classroom art room

School facility	School object	Colour
gym	desk	orange
.....
.....
.....
.....

II. GRAMMAR

1. Match each question with each answer.

No.	Question	Opt.	Answer
1	Is that your notebook?	A	No, it isn't.
2	What's that?	B	Yes, they are.
3	What colour is it?	C	They are white and red.
4	What colour are they?	D	It's my pen.
5	Are these your pencil sharpeners?	E	It is brown.

Your answer:

1. 2. 3. 4. 5.

2. Reorder the words to make correct sentences.

- school/ that/ library?/ your/ Is
.....
- your/ What/ is/ ruler?/ colour
.....
- these/ are/ What/ rubbers?/ colour
.....
- very/ are/ My/ colorful./ pictures
.....
- red/ are/ and/ books/ white./ Your
.....

3. Complete each sentence with question word.

- _____ 's that? – It's my friend, Tanya.
- _____ colour is it? – It's brown.
- _____ 's your name? – Mimi.
- _____ old are you? – I'm nine years old.
- _____ are you? – Fine, thanks.

EM HỌC GIỎI TIẾNG ANH LỚP 3 - TẬP 1

4. Write sentences basing on available words, the first one has been done for you as an example.

0. you/ classroom/ red

What colour is your classroom?

It is red.

1. her/ ruler/ white

.....
.....

2. Minh's/ boards/ green

.....
.....

3. Thao's/ chalk/ white

.....
.....

4. their/ rubbers/ brown

.....
.....

5. our/ pencil cases/ black

.....
.....

III. PHONICS

1. Complete the word and say aloud.  Track 034

i

o

1. _range


2. l_ng

3. b_g

4. m_dern

5. s_t

6. s_x

2. Listen and complete the sentence.  Track 035

1. _____ down, please.

2. My name is Tom. I'm _____ years old.

3. Those _____ are great.

UNIT 9: WHAT COLOR IS IT?

- 4. The pencils are so _____.
- 5. Your school is very _____.



PART III: SKILLS: LISTENING - SPEAKING - READING - WRITING

I. LISTENING

Listen and number the picture. **Track 036**

No.	Picture	No.	Picture
A.		D.	
B.		E.	
C.		F.	

EM HỌC GIỎI TIẾNG ANH LỚP 3 - TẬP 1**II. SPEAKING**

Look at the picture and ask and answers, the first one has been done for you as an example.

Answer the questions about your things.

1. What colour is your rubber?

.....

2. What colour is your pencil?

.....

3. What colour is your school bag?

.....

4. What colour are your rulers?

.....

5. What colour are your pens?

.....

III. READING

Read and do the task followed.

This is our classroom. There are many desks in the classroom. That is John's desk. There are many things on his desk. John's school bag is blue and big. His notebooks are green and black. His rubbers are small and pink. Oh, look! My rulers are on his desk. They are brown and so small. And here is Rose's desk. Her desk is yellow. There is a white pencil case on the desk. She loves it.

1. Decide if each statement is true (T) or false (F) or no information (NI)

Statement	T/ F/ NI
1. There is one desk in the classroom.
2. John's desk is yellow.
3. John's rubbers are small.
4. The rulers are not big.
5. Rose doesn't like the pencil case.

2. Complete the sentence with colour of each thing.

- 1. John's school bag is _____.
- 2. John's notebooks are _____ and _____.
- 3. The rulers are _____.
- 4. Rose's desk is _____.
- 5. Rose's pencil case is _____.

IV. WRITING

Write sentences basing on available words, the first one has been done for you as an example.

0. pencil/ red

What colour is your pencil?

It is red.

1. your/ pencil cases/ green

.....
.....

2. our/ school bag / violet

.....
.....

3. their/ boards/ blue and black


.....
.....

4. his/ notebook/ pink

.....
.....

5. her/ rubbers/ white and orange

.....
.....



WHAT DO YOU DO AT BREAK TIME?



PART I: THEORY

I. VOCABULARY

English	Pronunciation	Vietnamese
break time	/breɪk taɪm/	thời gian rảnh
badminton	/'bædmɪntən/	cầu lông
football	/'fʊtbɔ:l/	bóng đá
chess	/tʃes/	cờ
basketball	/'bɑ:skɪtbɔ:l/	bóng rổ
table tennis	/'teɪbl 'tenɪs/	bóng bàn
play	/pleɪ/	chơi
like	/laɪk/	thích
skating	/'sketɪŋ/	trượt (băng)
hide and seek	/haɪd ænd si:k/	trốn tìm
skipping	/'skɪpɪŋ/	nhảy dây
blind man's bluff	/blaɪnd mænz blʌf/	bịt mắt bắt dê
cat and mouse game	/kæt ænd maʊs geɪm/	trò mèo đuổi chuột

II. GRAMMAR

1. Hỏi xem bạn làm gì trong thời gian rảnh

(?) What do you do at break time?

(+) I play + game/sport.

UNIT 10: WHAT DO YOU DO AT BREAK TIME?

Example

What do you do at break time? (Bạn làm gì trong lúc ra chơi?)

I play badminton. (Tôi chơi cầu lông.)

2. Hỏi xem bạn có thích môn thể thao/trò chơi nào không

(?) **Do you like + name of the game/sport?**

(+) **Yes, I do.**

(-) **No, I do not.**

Example

Do you like football? (Bạn có thích bóng đá không?)

Yes, I do. (Có, tôi thích.)

III. PHONICS

Practice pronouncing these sounds and these words.  **Track 037**


/sk/	basketball /'bɑ:skɪtbɔ:l/	skating /'sketɪŋ/	skiing /'ski:ɪŋ/	sky /skaɪ/
/bl/	bland /blænd/	blind /blaɪnd/	black /blæk/	blue /blu:/







PART II: LANGUAGE: VOCABULARY - GRAMMAR - PHONICS

I. VOCABULARY

1. Look at the picture and complete the word.

No.	Picture	Word
1		b _ _ _ _ t _ _

EM HỌC GIỎI TIẾNG ANH LỚP 3 - TẬP 1

2		f___b___
3		c_____
4		b_____b___
5		s___p___

2. Look at the picture and complete the word.

No.	Column 1	Opt.	Column 2
1	break	A	tennis
2	table	B	and seek
3	hide	C	game
4	blind	D	time
5	cat and mouse	E	man's bluff

Your answer:

1. 2. 3. 4. 5.

3. Choose the odd one out.

- | | | | |
|----|---------------|---------------------|----------------|
| 1. | A. small | B. classroom | C. large |
| 2. | A. school | B. pencil sharpener | C. pencil case |
| 3. | A. chalk | B. board | C. class |
| 4. | A. basketball | B. play | C. skipping |
| 5. | A. time | B. football | C. badminton |

II. GRAMMAR

1. Match the first part with the second part to make correct sentences.

No.	Part 1	Opt.	Part 2
1	Is that your	A	notebook?
2	What colour	B	like table tennis?
3	What do you do	C	is your ball?
4	I play	D	football and chess.
5	Do you	E	at break time?

Your answer:

1. 2. 3. 4. 5.

2. Reorder the words to make correct sentences.

- Is/ pencil/ it/ sharpener?/ your
.....
- bookcase/ black/ is/ My/ white./ and
.....
- yellow/ those/ and/ Are/ orange?/ rubbers
.....
- tennis/ Do/ like/ table tennis?/ or/ you
.....
- at/ do/ do/ you/ break/ time?/ What
.....

3. Write question for the underline part.

1. That's the playground.

.....

2. Yes. The library is new.

.....

3. No. They are not my rubbers.

.....

4. It is black.

.....

5. I play badminton at break time.

.....

4. Write sentences basing on available words, the first one has been done for you as an example.

0. *you/ chess/ yes*

Do you like chess?

Yes, I do.

1. *they/ table tennis/ no*

.....

.....

2. *They/ skipping/ yes*

.....

.....

3. *Linh and Trang/ hide and seek/ yes*

.....

.....

4. *they/ blind man's bluff/ no*

.....

.....

5. you/ baseball/ no

.....

III. PHONICS

1. Complete the word and say aloud.  Track 038

sk

bl

1. ba__etball


2. __ind

3. __ack

4. __ue

5. __iing

6. __ating

2. Listen and complete the sentence.  Track 039



1. The erasers are _____.
2. My bedroom is _____.
3. I go _____ at my break time.
4. Do you like _____?
5. I don't like _____.




PART III: SKILLS: LISTENING - SPEAKING - READING - WRITING

I. LISTENING

Listen and number the picture.  Track 040

No.	Picture	No.	Picture
A.		D.	

EM HỌC GIỎI TIẾNG ANH LỚP 3 - TẬP 1



II. SPEAKING

Complete the conversation with available phrases.

- a. *Yes, they do*
- b. *Do you like baseball*
- c. *What do you do at break time*
- d. *They play table tennis and baseball*
- e. *Do you play basketball*

Conversation 1

A: (1) _____ ?
 B: I play sports.
 A: (2) _____ ?
 B: No. I don't like basketball.
 A: (3) _____ ?
 B: No, I don't.

Conversation 2

- A: What do they do at break time?
 B: (4) _____.
 A: Do they like hide and seek?
 B: (5) _____.
 A: Do they play dragon snake?
 B: No, they don't.

III. READING

Read and do the task followed.

My name is Tim. I'm eight years old and I'm in class 3C at International Primary School. My friends and I do many things at break time. John and his friends play hide and seek. Danny and Tom like sport very much. They play football at break time. Karen and Carol sit in the classroom and play chess.

1. Complete each sentence.

1. Tim is _____ years old.
2. Tim is a pupil at _____ Primary school.
3. Tim and his friends do many things at _____.
4. John and his _____ play games.
5. John _____ hide and seek with his friend.

2. Write T (true) or False (F).

Statement	True/ False
1. Tim is eight years old.
2. He's a pupil at Hoang Long Primary School.
3. John never plays hide and seek.
4. Dany and Tom don't like sport very much.
5. Karen and Carol are in the classroom.

Conversation 2

- A: What do they do at break time?
 B: (4) _____.
 A: Do they like hide and seek?
 B: (5) _____.
 A: Do they play dragon snake?
 B: No, they don't.

III. READING

Read and do the task followed.

My name is Tim. I'm eight years old and I'm in class 3C at International Primary School. My friends and I do many things at break time. John and his friends play hide and seek. Danny and Tom like sport very much. They play football at break time. Karen and Carol sit in the classroom and play chess.

1. Complete each sentence.

1. Tim is _____ years old.
2. Tim is a pupil at _____ Primary school.
3. Tim and his friends do many things at _____.
4. John and his _____ play games.
5. John _____ hide and seek with his friend.

2. Write T (true) or False (F).

Statement	True/ False
1. Tim is eight years old.
2. He's a pupil at Hoang Long Primary School.
3. John never plays hide and seek.
4. Dany and Tom don't like sport very much.
5. Karen and Carol are in the classroom.

IV. WRITING

Write sentence basing on information in the table, the first one has been done for you as an example.

Person	Like	Dislike
I	football	basketball
We	chatting	hide and seek
Alex and Dan	baseball	table tennis
Jeff and Stella	blind man's bluff	dragon snake
Hoang and Nam	badminton	chess
You	skipping	dragon snake

0. *I like football. I don't like basketball. I play football at break time.*

1.
2.
3.
4.
5.