

Em Học giỏi Tiếng Anh



ABC



Lớp
4

Tập 2

DỰA TRÊN MÔ HÌNH
TRƯỜNG HỌC MỚI TẠI VIỆT NAM (VNEN)

Biên soạn theo sách giáo khoa
dựa trên chương trình cải cách giáo dục 2015
Tài liệu tham khảo dành cho học sinh,
giáo viên và phụ huynh

TẶNG KÈM CD-AUDIO



NHÀ XUẤT BẢN
ĐẠI HỌC QUỐC GIA HÀ NỘI



WHAT TIME IS IT?



PART I: THEORY

I. VOCABULARY

English	Pronunciation	Vietnamese
time	/taɪm/	thời gian
get up	/get ʌp/	thức dậy
take a shower	/teɪk ə 'ʃaʊə(r)/	tắm vòi sen
get dressed	/get drest/	mặc quần áo
have breakfast	/hæv 'brekfəst/	ăn sáng
brush the teeth	/brʌʃ ðə ti:θ/	đánh răng
wash the face	/wɒʃ ðə feɪs/	rửa mặt
take a bath	/teɪk ə bɑ:θ/	tắm
comb the hair	/kəʊm ðə heə(r)/	chải đầu
go to school	/gəʊ tə sku:l/	đi học
have lunch	/hæv lʌntʃ/	ăn trưa
arrive home	/ə 'raɪv həʊm/	về nhà
have dinner	/hæv 'dɪnə(r)/	ăn tối
go to bed	/gəʊ tə bed/	đi ngủ

II. GRAMMAR

1. Để hỏi xem bây giờ là mấy giờ

(?) **What time is it?**

(+) **It's + time.**

Example:

What time is it?
It's four o'clock.

2. Để hỏi bạn làm gì lúc mấy giờ

(?) What time do you + V-inf?

(+) I + V1 + at + time.

Example:

What time do you get up?
I get up at six o'clock.

3. Để hỏi ai đó làm gì lúc mấy giờ

(?) What time does + he / she + V-inf?

(+) He / She + Vs /es + at + time.

Example:

What time does Tony go to school?
He goes to school at 7:30.

4. Để hỏi xem bạn làm gì lúc mấy giờ

(?) What do you do + time?

(+) I + V1.

Example:

What do you do in the afternoon?
I have four History classes.

5. Để hỏi xem ai đó làm gì lúc mấy giờ

(?) What does + he / she + do + time?

(+) He / She + Vs / es.

Example:

What does he do at 8 o'clock?
He reads newspaper.

III. PHONICS

Practice pronouncing the word.

/oo/	look /lʊk/	book /bʊk/	cook /kʊk/
/oo/	zoo /zu:/	school /sku:l/	room /ru:m/



PART II: LANGUAGE: VOCABULARY - GRAMMAR - PHONICS


I. VOCABULARY

1. Complete the phrases with available verbs.

- | | | | | |
|------|------|-------|------|------|
| get | get | take | go | comb |
| have | take | brush | wash | have |

- | | |
|--------------------|--------------------|
| 1. _____ up | 6. _____ the face |
| 2. _____ the teeth | 7. _____ breakfast |
| 3. _____ to school | 8. _____ the hair |
| 4. _____ a shower | 9. _____ a bath |
| 5. _____ lunch | 10. _____ dressed |

2. Match each picture with a phrase.






No.	Picture	Opt.	Phrase
1		A	take a bath

2		B	arrive home
3		C	wash the face
4		D	get dressed
5		E	have lunch

Your answer:






1.	2.	3.	4.	5.
----	----	----	----	----

3. Look at the picture and complete the phrase.

No.	Picture	. Phrase
1		g _ _ u _
2		h _ _ _ b _ _ _ f _ _ _
3		b _ _ _ t _ _ t _ _ _
4		c _ _ _ t _ _ h _ _ _
5		g _ t _ b _ _

II. GRAMMAR

1. Look at the picture and complete the sentence.

No.	Sentence	Picture
1	Mai _____ at _____.	
2	Mai _____ at _____.	
3	Mai _____ at _____.	
4	Mai _____ at _____.	
5	Mai _____ at _____.	

2. Match each question with each answer.

No.	Question	No.	Answer
1	What time is it?	A	It's 4:30.
2	What time do you go to school?	B	Yes, he does.
3	What time does he go to bed?	C	I go to school at 7:30.
4	What time do they have lunch?	D	They have lunch at 12:00.
5	Does he arrive home at 5 p.m?	E	He goes to bed at 10:00.

Your answer:

1. 2. 3. 4. 5.

3. Write sentences basing on available words, the first one has been done for you as an example.

0. John / get up / 6:45

What time does John get up?

He gets up at 6:45.

1. Minh/ take a shower/ 7:00

.....

2. Hoang / have breakfast / 7:30

.....

3. Ngoc and Lan / brush the teeth / 7:15

.....

4. Jimmy / comb the hair / 6:50

.....

5. Mary / wash the face / 8:00

.....

4. Write sentences basing on available words, the first one has been done for you as an example.

0. John / get up / 6:45

What does John do at 6:45?

He gets up.

1. Quynh / take a shower / in the morning

.....
.....

2. Hoang / have breakfast / 7:30

.....
.....

3. They / brush the teeth / 7:15

.....
.....

4. Tony / take a bath / in the afternoon

.....
.....

5. Susan and her sister / read a book / in the evening

.....
.....

III. PHONICS Track 01

Listen and complete the sentence.













1. Yesterday my family went to the _____.
2. My mother loves _____.
3. What is your _____ address?
4. Please take a _____ at page 40.
5. How many _____ are there in your house?
6. My sister Juanna is reading a boring _____.




PART III: SKILLS: LISTENING - SPEAKING - READING - WRITING

I. LISTENING  **Track 02**


1. Listen and tick the correct answer.

No.	A	B	C
1			
2			
3			
4			



2. Listen and tick the correct answer.

No.	A	B	C
1			
2			
3			



II. SPEAKING

Complete the conversation with available phrases.

- I have some classes at school in the morning
- I have lunch at 12:00
- My day starts at 6:45
- I go to bed at 11:00
- I have English and Math

Linh: Well, could you tell me about your day, Nam?

Nam: Sure. (1) _____. First, I brush my teeth, wash my face and have breakfast.

Linh: What do you do after that?

Nam: I walk to school. (2) _____.

Linh: What subjects do you have in the morning?

Nam: On Monday (3) _____. On Tuesday and Wednesday I have Literature and PE. On Thursday and Friday ... Well, I don't remember.

Linh: Alright. So when do you have lunch?

Nam: (4) _____. Then I have three classes in the afternoon.

Linh: When does your school day end?

Nam: At 5:00. I walk home and have dinner at 7 o'clock

Linh: What do you do in the evening?

Nam: I listen to music, do my homework. Then (5) _____.

Linh: Alright. Thanks for sharing.

Nam: You're welcome.

III. READING

Read and do the task followed.

I usually get up at a quarter past seven in the morning. I have breakfast at eight o'clock and then I take a bus to school at half past eight. My school starts at nine. I have four lessons in the morning. I have lunch at 11:30 at the school canteen. After that I have five lessons in the afternoon. I arrive home at six p.m. Then I have dinner at 7:15 and I go to bed at 10:00.

1. Answer the question.

1. How do you go to school?

.....

2. What time does the school start?

.....

3. How many lessons do you have in the morning?

.....

4. Where do you have lunch?

.....

2. Complete the table with time of each activity.

No.	Routine	Time
0	<i>get up</i>	7:15
1	have breakfast	
2	take a bus to school	

3	have lunch	
4	arrive home	
5	have dinner	
6	go to bed	

IV. WRITING

1. Look at the model sentences and write.

0. Father/ teacher

- What does your father do?
- He's a teacher.

1. Father/ worker

- _____
- _____

2. Mother/ nurse

- _____
- _____

3. Brother/ engineer

- _____
- _____

4. Sister/ student

- _____
- _____

2. Write a short paragraph to describe your daily activities.

PUPIL'S NOTE

I. Do you remember the most important sentence patterns in this unit? Write down them here and give an example. (Em có nhớ các mẫu câu quan trọng nhất của bài không? Hãy ghi chúng vào đây và cho một ví dụ.)

1. Hỏi và trả lời xem bây giờ là mấy giờ.

.....

2. Hỏi và trả lời xem bạn/ ai đó làm gì vào giờ nào.

.....

II. Can you write at least ten new words of this unit? Write them here: (Em có thể viết ra ít nhất mười từ mới của bài này không? Viết chúng ra đây:)

- | | |
|---------|----------|
| 1. | 6. |
| 2. | 7. |
| 3. | 8. |
| 4. | 9. |
| 5. | 10. |

III. Now can you?

Now you can:	Tick (✓)
★ Ask and answer question about time.	
★ Speak fluently the sentence patterns.	
★ Use the vocabulary relating to time and daily activity.	
★ Pronounce ending sound "oo"	



WHAT DOES YOUR FATHER DO?



PART I: THEORY

I. VOCABULARY

English	Pronunciation	Vietnamese
accountant	/ə'kaʊntənt/	kế toán
carpenter	/'kɑ:pəntə(r)/	thợ mộc
cashier	/kæ'ʃiə(r)/	nhân viên thu ngân
chef	/ʃef/	đầu bếp
dentist	/'dentɪst/	nha sĩ
doctor	/'dɒktə(r)/	bác sĩ
engineer	/endʒɪ'niə(r)/	kỹ sư
fireman	/'faɪəməŋ/	lính cứu hỏa
flight attendant	/flaɪt ə'tendənt/	tiếp viên hàng không
hairdresser	/'heədresə(r)/	thợ làm tóc
judge	/dʒʌdʒ/	quan tòa
lawyer	/'lɔ:jə(r)/	luật sư
nurse	/nɜ:s/	y tá
policeman	/pə'li:smən/	cảnh sát
postman	/'pəʊstməŋ/	người đưa thư
receptionist	/'rɪ'sepʃənɪst/	nhân viên lễ tân
sales assistant	/seɪlz ə'sɪstənt/	nhân viên bán hàng
secretary	/'sekɹətɹi/	thư ký
teacher	/'ti:tʃə(r)/	giáo viên

office	/'ɒfɪs/	văn phòng, cơ quan
shop	/ʃɒp/	cửa hàng
restaurant	/'restɒrənt/	nhà hàng
dentist's	/'dentɪsts/	phòng khám răng
hospital	/'hɒspɪtl/	bệnh viện
airport	/'eəpɔ:t/	sân bay
fire station	/'faɪə(r) 'steɪʃn/	trạm cứu hỏa
lawyer office	/'lɔ:jə(r) 'ɒfɪs/	văn phòng luật
police station	/'steɪʃn/	đồn cảnh sát
post office	/pəʊst 'ɒfɪs/	bưu điện
hotel	/'həʊ'tel/	khách sạn

II. GRAMMAR

1. Hỏi xem bạn làm nghề gì?

(?) **What do you do?**

(+) **I'm a + job.**

Example:

What do you do?

I am a worker.

2. Hỏi xem ai đó làm nghề gì

(?) **What does + he / she + do?**

(+) **He / She + is + a + job.**

Example:

What does your father do?

He is an accountant.

3. Hỏi xem ai đó làm việc ở đâu

(?) **Where does + he / she + work?**

(+) **He / She + works in + place.**

Example:

Where does he work?
He works in a factory.

III. PHONICS

Practice pronouncing the word.



/ie/	piece /pi:s/	field /fi:ld/	thief /θi:f/
/ea/	eat /i:t/	please /pli:z/	read /ri:d/








PART II: LANGUAGE: VOCABULARY - GRAMMAR - PHONICS

I. VOCABULARY

1. Look at the picture and write the word.

No.	Picture	Word
1	
2	

3		<p>.....</p>
4		<p>.....</p>
5		<p>.....</p>
6		<p>.....</p>
7		<p>.....</p>

8		<p>.....</p>
9		<p>.....</p>
10		<p>.....</p>

2. Match each job with each working environment.





No.	Job	Opt.	Working environment
1	accountant	A	restaurant
2	cashier	B	fire station
3	chef	C	courtroom
4	doctor	D	shop
5	flight attendant	E	hospital
6	fireman	F	police station
7	lawyer	G	office
8	policeman	H	post office






9	postman	I	lawyer office
10	receptionist	J	airport


Your answer:

1. 2. 3. 4. 5.
 6. 7. 8. 9. 10.

3. Match each picture with the correct word.

No.	Word	Opt.	Picture
1	postman	A	
2	sales assistant	B	
3	lawyer	C	
4	secretary	D	

5	policeman	E	
6	chef	F	
7	nurse	G	
8	teacher	H	
9	judge	I	




10	receptionist	J	
----	--------------	---	---


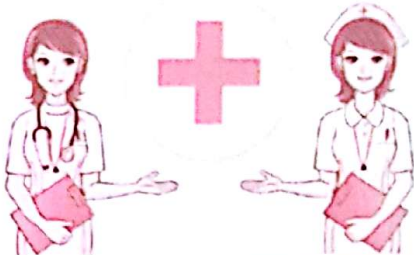
Your answer:

- | | | | | |
|----|----|----|----|-----|
| 1. | 2. | 3. | 4. | 5. |
| 6. | 7. | 8. | 9. | 10. |

II. GRAMMAR

1. Look at the picture and complete the sentence.

No.	Question - Answer	Picture
1	What do you do? _____	
2	What does he do? _____	
3	What does she do? _____	

<p>4</p>	<p>Is he a fireman?</p> <hr/>	
<p>5</p>	<p>Is she a hairdresser?</p> <hr/>	

2. Circle the mistake in each sentence then rewrite the correct one.

1. My father is a chef. He work in a restaurant.

.....

2. Her brother is a flight attendant. She works at an airport.

.....

3. Where does a policeman work? – He works in the polices.

.....

4. My sister is a teacher. She works in an school.

.....

5. Where do a sale assistant work? – He works in the store.

.....

3. Write sentences basing on available words, the first one has been done for you as an example.

0. he/ doctor

What does he do?

He is a doctor.

1. she/ flight attendant

.....

.....

2. your father/ lawyer

.....

.....

3. your mother/ nurse

.....
.....

4. her sister/ receptionist

.....
.....

5. his brother/ postman

.....
.....

4. Write sentences basing on available words, the first one has been done for you as an example.

0. he/ in a hospital

Where does he work?

He works in a hospital.

1. she/ at an airport

.....
.....

2. your father/ in a lawyer office

.....
.....

3. your mother/ in a hospital

.....
.....

4. her sister/ in a hotel

.....
.....

5. his brother/ in a post office

.....
.....

III. PHONICS  **Track 03****Listen and complete the sentence.**

1. Outside my house, there are many rice paddy _____.
2. Last night, there was a _____ breaking into my house.
3. Would you like something to _____?
4. Can I come in _____!
5. Please _____ the letter carefully.
6. Could you get me a _____ of cake? I'm hungry.

**PART III: SKILLS: LISTENING - SPEAKING - READING - WRITING****I. LISTENING**  **Track 04****1. Listen and choose the correct answer.**

- | | | | |
|----|---------------|----------------|---------------------|
| 1. | A. accountant | B. teacher | C. judge |
| 2. | A. policeman | B. engineer | C. lawyer |
| 3. | A. cashier | B. fireman | C. flight attendant |
| 4. | A. chef | B. doctor | C. policeman |
| 5. | A. accountant | B. hairdresser | C. postman |

2. Listen and choose the correct answer.

- | | | | |
|----|---------------|-------------------|-------------------|
| 1. | A. restaurant | B. airport | C. lawyer office |
| 2. | A. shop | B. fire station | C. police station |
| 3. | A. restaurant | B. lawyer office | C. post office |
| 4. | A. dentist's | B. police station | C. hotel |
| 5. | A. hospital | B. shop | C. post office |

II. SPEAKING**Complete the conversation with available phrases.**

- She works in the City Clinic
- she is wearing like a flight attendant

- She is a doctor
- That's my grandma
- She works at the City Airport

Nina: Is this your mother?

Rachel: No. (1) _____.

Nina: She looks so young. How old is she?

Rachel: She is 50 years old. (2) _____.

Nina: Where does she work?

Rachel: (3) _____.

Nina: Then, who is this?

Rachel: This is my sister. She works in the hospital, too.

Nina: But (4) _____.

Rachel: That's my aunt's uniform.

Nina: So is your aunt a flight attendant?

Rachel: Yes. (5) _____.

III. READING

Read and do the task followed.

MY FAMILY

Hello, my name is Tony, I'm nine years old and I'm a pupil at a primary school. This is my family. There are five people in my family. This is my father. His name is John. He is 41 years old and he is a businessman. And this is Caroline. She is my mother. She works in a hospital and she is a nurse. That is my brother, Jamie. He is eight years old. He studies at a primary school. And this is Christine. Christine is my sister. She is a teacher and she works in a small school.

1. Answer the question.

1. Where does Tony study?

.....

2. Where does Caroline work?

.....

3. What is Tony's brother's name?

.....

4. Does Jamie work in a hospital?

.....

5. Who is a teacher?

.....

2. Complete the table with the job of each family member.

No.	Name	Job
1	John	
2	Caroline	
3	Jamie	
4	Christine	
5	Tony	

IV. WRITING

Write sentences basing on available words, the first one has been done for you as an example.

0. my father/ accountant/ company.

This is my father. He works as an accountant. He works in a company.

1. my mother/ cashier/ clothes shop

.....

2. Lan's sister/ flight attendant/ airport

.....

3. my grandpa/ lawyer/ lawyer office

.....

4. my parents/ dentist/ dentist's

.....

5. my uncle/ teacher/ primary school

.....

PUPIL'S NOTE

I. Do you remember the most important sentence patterns in this unit? Write down them here and give an example. (Em có nhớ các mẫu câu quan trọng nhất của bài không? Hãy ghi chúng vào đây và cho một ví dụ.)

1. Hỏi và trả lời về công việc của ai đó.

.....

2. Hỏi và trả lời về nơi làm việc của ai đó.

.....

II. Can you write at least ten new words of this unit? Write them here: (Em có thể viết ra ít nhất mười từ mới của bài này không? Viết chúng ra đây:)

1.	6.
2.	7.
3.	8.
4.	9.
5.	10.

III. Now can you?

Now you can:	Tick (✓)
★ Ask and answer question about someone's job and their places to work.	
★ Speak fluently the sentence patterns.	
★ Use the vocabulary relating to jobs theme.	
★ Pronounce ending sound "ie"	



WOULD YOU LIKE SOME MILK?



PART I: THEORY

I. VOCABULARY

English	Pronunciation	Vietnamese
beef	/bi:f/	thịt bò
chicken	/'tʃɪkɪn/	thịt gà
sausage	/'sɔsɪdʒ/	xúc xích
pork	/pɔ:k/	thịt lợn
apple	/'æpl/	quả táo
banana	/bə'nɑ:nə/	quả chuối
coconut	/'kəʊkənʌt/	quả dừa
grape	/greɪp/	quả nho
lemon	/'lemən/	quả chanh
mango	/'mæŋgəʊ/	quả xoài
orange	/'ɒrɪndʒ/	quả cam
peach	/pi:tʃ/	quả đào
pear	/peə(r)/	quả lê
pineapple	/'paɪnæpl/	quả dứa
pomelo	/'pɒmələʊ/	quả bưởi
strawberry	/'strɔ:bəri/	quả dâu
watermelon	/'wɔ:təmelən/	quả dưa hấu
salmon	/'sæmən/	cá hồi
sardine	/sɑ:'di:n/	cá trích

tuna /	/'tju:nə/	cá ngừ
cabbage	/'kæbɪdʒ/	bắp cải
carrot	/'kærət/	cà rốt
cucumber	/'kju:kʌmbə(r)/	dưa chuột
bean	/bi:n/	hạt đậu
lettuce	/'letɪs/	rau diếp
mushroom	/'mʌʃrʊm/	nấm
onion	/'ʌnjən/	củ hành
pea	/pi:/	đậu Hà Lan
potato	/pə'tetəʊ/	khoai tây
pumpkin	/'pʌmpkɪn/	bí ngô
tomato	/tə'mɑ:təʊ/	cà chua
butter	/'bʌtə(r)/	bơ
cream	/kri:m/	kem
cheese	/tʃi:z/	phô mai
egg	/eg/	trứng
milk	/mɪlk/	sữa
yogurt	/'jɒgət/	sữa chua
toast	/təʊst/	bánh mì nướng
bread	/bred/	bánh mì
noodle	/'nu:dl/	mì sợi
pizza	/'pi:tsə/	pi da
rice	/raɪs/	cơm
biscuit	/'bɪskɪt/	bánh quy
chocolate	/'tʃɒklət/	sô cô la

II. GRAMMAR

1. Hỏi về đồ ăn ưa thích của người nào

(?) **What is + possessive adj + favourite food?**

(+) **It's + food.**

Example:

What is your favourite food?

It's salmon.

2. Hỏi về thức uống ưa thích của người nào

(?) **What is + possessive adj + favourite drink?**

(+) **It's + drink.**

Example:

What is her favourite drink?

It's lemon juice.

3. Mời ai đó ăn uống gì?

(?) **Would you like some + food / drink?**

(+) **Yes, please.**

(-) **No, thanks.**

Example:

Would you like some rice?

Yes, please.

Would you like some milk?

No, thanks.

III. PHONICS

Practice pronouncing the word.






/f/	leaf /li:f/	beef /bi:f/	deaf /def/
/sh/	dish /dɪʃ/	wash /wɒʃ/	finish /'fɪnɪʃ/








PART II: LANGUAGE: VOCABULARY - GRAMMAR - PHONICS

I. VOCABULARY

1. Match each picture with each word.





No.	Picture	Opt.	Word
1		A	strawberry
2		B	pomelo
3		C	pear
4		D	sausage
5		E	pineapple

6		F	pork
7		G	peach
8		H	cucumber
9		I	carrot
10		J	orange


Your answer:

1. 2. 3. 4. 5.
 6. 7. 8. 9. 10.

2. Look at the picture and write the word.

No.	Picture	Word
1		<p>.....</p>
2		<p>.....</p>
3		<p>.....</p>
4		<p>.....</p>


5



6



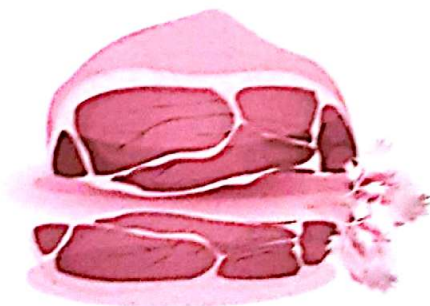
7




8



9



10		
----	---	--

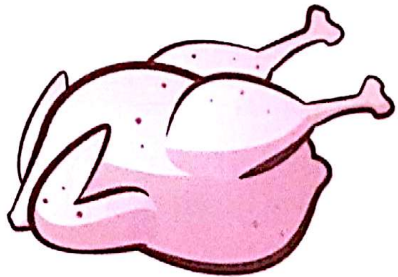
3. Divide the word into three columns: vegetable, milky food and others





bean butter lettuce toast cream noodle
 cheese bread mushroom fresh milk pizza onion
 condensed milk peas potato rice biscuit yogurt

Vegetable	Milky Food	Others

II. GRAMMAR

1. Look at the picture and answer the question.

No.	Question - Answer	Picture
1	What's his favourite food? <hr style="width: 50%; margin-left: 0;"/>	

<p>2</p>	<p>What is your favourite drink?</p> <hr/>	
<p>3</p>	<p>Do you like coffee?</p> <hr/>	
<p>4</p>	<p>Do you like strawberries or grapefruits?</p> <hr/>	
<p>5</p>	<p>What is that?</p> <hr/>	

2. Reorder the words to make correct sentences.

1. you/ some/ like/ noodles?/ Would

.....

2. is/ What/ her/ drink?/ favourite

.....

3. your/ pomelo/ food?/ Is/ favourite

.....

4. you/ or/ Do/ milk/ yogurt?/ like

.....

5. you/ a/ like/ pizza?/ Would

.....

3. Circle the mistake in each sentence then rewrite the correct one.

1. I like mushrooms and tomatos.

.....

2. Her favourite foods is cheese.

.....

3. My brother favourite drink is coffee.

.....

4. I don't not like salmon.

.....

5. My mother and my father doesn't like watermelon.

.....

4. Write sentence basing on available word, the first one has been done for you as an example.

0. you/ food/ beef

What's your favourite food?

It's beef.

1. he/ drink/ milk

.....

2. she/ food/ chicken

.....

3. Minh/ drink/ tea

.....

4. Trang/ food/ pork

.....

5. Susan/ fruit/ grape

.....

III. PHONICS **Track 05****Listen and complete the sentence.**

1. Would you like some _____?
2. Did you _____ your homework?
3. Rosy is a _____ girl. She can't hear anything.
4. Please wash this _____ carefully!
5. A _____ has fallen from that tall tree.
6. Did she _____ her clothes yesterday?

**PART III: SKILLS: LISTENING - SPEAKING - READING - WRITING****I. LISTENING** **Track 06****Listen and complete the text.**

Today I go to the market with my (1) _____. We buy fruits and vegetables. First, we go to the (2) _____. Here we buy apples, bananas, watermelons, (3) _____. After that, we go to the vegetable stall. Mum buys cabbages, (4) _____. Next, we buy some snacks and soft drinks such as biscuits, yogurt, (5) _____. We also buy rice, noodles and bread before we go home.

II. SPEAKING**Complete the conversation with available phrases.**

- Your house looks so beautiful
- I love milk and coffee
- Lemonade please
- I love watermelons and strawberries
- I love beef and chicken

Mina: Come on in. Look, this is my home.

Rose: (1) _____. Where are your parents?

Mina: They are at work now. So, what would you like to drink?

Rose: (2) _____!

Mina: Here you are.

Rose: Thank you. Do you like lemonade?

Mina: No, I don't. (3) _____.

Rose: What's your favourite food?

Mina: (4) _____. And you?

Rose: I don't like meat. I love vegetables such as cabbages and carrots.

Mina: Do you like any fruits?

Rose: Yes, (5) _____.

Mina: I have strawberries. Let me get you some.

Rose: Thank you so much.

III. READING

Read and do the task followed.

Hello. My name is Anna. I come from USA and I have a big family. These are my parents. My mother is Laura and my father is Peter. Laura loves vegetables and fruits. She doesn't like meat and chocolate. Peter is different. He loves meat and he dislikes vegetables and fruits.

My parents have three children: my brother Ross, my little sister Nina and me. This is Ross. He is a primary student and he is so cute. He loves fast food such as hamburger and pizza. And this is Nina. Nina is five years old. She is playing with a yo yo and eating some biscuits. She loves biscuits. And the last is me. I am a student at International School. I don't like meat and vegetable. I love fruits.

1. Decide if each statement is true or false.

No.	Statement	True	False
1	Anna's mother's name is Laura.		
2	Laura loves meat and chocolate.		
3	Peter doesn't like vegetables and fruits.		
4	Ross is a cute primary teacher.		
5	Anna studies at International School.		

2. Complete the table with the food each family member loves or dislikes, when there is no information, tick (x).

No.	Person	Like	Dislike
1	Laura		
2	Peter		
3	Ross		
4	Nina		
5	Anna		

IV. WRITING

Write sentence basing on available word, the first one has been done for you as an example.

0. Ngoc/ food: beef – pizza/ drink: milk – tea/ pork
Good morning friends. My name is Ngoc.
My favourite food are beef and pizza.
My favourite drinks are milk and tea.
I don't like pork.

1. Thao/ fruit: grape – coconut/ drink: lemonade – orange juice/ apple

2. Ha Thao/ food: salmon – tuna/ fruit: pineapple – grape/ cabbage.

3. Jade/ food: chicken – pork/ drink: milk – lemonade/ peach

4. Raito/ fruit: orange – mango/ drink tea – orange juice/ beef

5. Tania/ food: tuna – noodles/ fruit: strawberry – watermelon/ sardine

PUPIL'S NOTE

I. Do you remember the most important sentence patterns in this unit? Write down them here and give an example. (Em có nhớ các mẫu câu quan trọng nhất của bài không? Hãy ghi chúng vào đây và cho một ví dụ.)

1. Hỏi và trả lời về các đồ ăn và thức uống ưa thích.

.....

2. Mời ai đó dùng đồ ăn/ thức uống và đưa ra câu trả lời đồng ý/ từ chối.

.....

II. Can you write at least ten new words of this unit? Write them here: (Em có thể viết ra ít nhất mười từ mới của bài này không? Viết chúng ra đây:)

1.	6.
2.	7.
3.	8.
4.	9.
5.	10.

III. Now can you?

Now you can:	Tick (✓)
★ Ask and answer question about favourite food and drink.	
★ Offering someone food or drink.	
★ Speak fluently the sentence patterns.	
★ Use the vocabulary relating to food and drink.	
★ Pronounce ending sound “f”, “sh”	



WHAT DOES HE LOOK LIKE?



PART I: THEORY

I. VOCABULARY

English	Pronunciation	Vietnamese
attractive	/ə'træktiv/	hấp dẫn, thu hút
good-looking	/gud 'lʊkɪŋ/	ưa nhìn
beautiful	/'bjʊ:tɪfl/	xinh đẹp
handsome	/'hænsəm/	đẹp trai
pretty	/'prɪti/	đẹp, xinh xắn
cute	/kjʊ:t/	dễ thương
nice	/naɪs/	xinh, dễ thương
tall	/tɔ:l/	cao
short	/ʃɔ:t/	thấp
thin	/θɪn/	gầy
slim	/slɪm/	mảnh mai
slender	/'slendə(r)/	mảnh mai
skinny	/'skɪni/	rất gầy
fat	/fæt/	béo
strong	/strɒŋ/	khỏe
young	/jʌŋ/	trẻ
old	/əʊld/	già
middle-aged	/'mɪdl eɪdʒd/	trung niên

II. GRAMMAR

1. Hỏi xem vẻ ngoài của ai đó như thế nào

(?) **What does he / she look like?**

(+) **He's / She's + adj.**

Example:

What does she look like?

She is tall and slim.

2. Để so sánh giữa hai người

(?) **Who's + adj-er, A or B?**

(+) **A / B + is.**

Example:

Who's taller, Lan or Nga?

Lan is.

(?) **Who's + more + adj, A or B?**

(+) **A / B + is.**

Example:

Who's more beautiful, Julia or Nancy?

Nancy is.

III. PHONICS

Practice pronouncing the word.






/th/	birthday /'bɜ:θdeɪ/	thirsty /'θɜ:sti/	throat /θrəʊt/
/th/	these /ði:z/	brother /'brʌðə/	they /ðei/








PART II: LANGUAGE: VOCABULARY - GRAMMAR - PHONICS

I. VOCABULARY

1. Look at the picture and complete the word.

No.	Word	Picture
1	b_____f__	
2	h____s____	
3	t____	
4	s_____	
5	t____	



6	f__	
7	s_____	
8	y_____	
9	o__	
10	m_____a_____	




2. Change the adjective into comparative form.

No.	Infinitive form	Comparative form
1	pretty	
2	skinny	
3	old	
4	slim	
5	cute	
6	handsome	
7	beautiful	
8	thin	
9	attractive	
10	fat	

II. GRAMMAR

1. Match each picture with each correct sentence.


No.	Sentence	Opt.	Picture
1	She is good-looking.	A	
2	The baby is cute.	B	





3	He is a handsome boy.	C	
4	She is tall and slim.	D	
5	This man is very fat.	E	

Your answer:

1.	2.	3.	4.	5.
----	----	----	----	----

2. Look at the picture and choose the correct answer.

No.	Question – Answer	Picture
1	What does this boy look like? A. He is tall. B. He is short.	

<p>2</p>	<p>What does she look like? A. She is slender. B. She is overweight.</p>	
<p>3</p>	<p>What do your grandparents look like? A. They are old. B. They are young.</p>	
<p>4</p>	<p>Who is taller, Nam or Trang? A. Nam is B. Trang is.</p>	
<p>5</p>	<p>Who is fatter, the boy or the girl? A. The boy is. B. The girl is.</p>	

3. Reorder the words to make correct sentences.

1. What/ your/ look/ mother/ like?/ does

.....

2. sister/ your/ or/ Is/ slim?/ fat

.....

3. brother/ My/ is/ not/ young./ very

.....

4. is/ Her/ middle-aged./ father

.....

5. skinny/ is/ very/ and/ tall./ Maria

.....

4. Write sentence basing on available word, the first one has been done for you as an example.

0. Nam/ Hung/ attractive

Who is more attractive, Nam or Hung?

Nam is.

1. your father/ your mother/ young

.....

.....

2. Nina's sister/ Nina's brother/ cute

.....

.....

3. Barbara/ Danny/ skinny

.....

.....

4. your uncle/ your aunt/ short

.....

.....

5. her dad/ her mum/ strong

.....

.....

III. PHONICS  **Track 07**

Listen and complete the sentence.

1. I have a sore _____.

2. Do you have a _____?
3. _____ are my parents.
4. Could you get me something to drink? I'm _____.
5. Look at _____ pictures and answer the questions.
6. When is Nana's _____?



PART III: SKILLS: LISTENING - SPEAKING - READING - WRITING

I. LISTENING

Track 08

Listen and complete the text.

1. This is Laura. She comes from America. She is 12 years old.
She is _____.
2. This is Alex. He is 13 years old.
He is _____. He is an English boy.
3. This is Miss Hanson. She is 40 years old. She is a thin woman.
But she is _____.
4. This man is Paul. Paul is 45 years old. He comes from Malaysia.
He is _____.
5. This boy's name is Bob. Bob is five years old and he is from Australia.
Bob is _____ . He is so cute.

II. SPEAKING

Complete the conversation with available phrase.

- Is he your grandpa
- He is an accountant
- She is my aunt
- she was fat and short
- He is handsome, and strong

Danny: Guess who this is?

Sam: He is so old. (1) _____?

Danny: That's right. And who is this?

Sam: Is she your mother?

Danny: No. (2) _____.

Sam: She is so young, and thin, too.

Danny: Yes. When she was 20 years old, (3) _____.
Now she is 35, she is thinner and taller.

Sam: Is she standing next to your uncle?

Danny: Yes. That's uncle George. (4) _____.

Sam: Where does he work?

Danny: He works in a small food company.

Sam: (5) _____.

Danny: Yes. That's right.

III. READING

Read and do the task followed.

THE SIMPSON FAMILY

This is the Simpson family. They come from USA and now they are living in New York. This is the father of the family – Jack Simpson. He is thirty nine years old. He is tall, fat and strong. He is very funny.

His wife is Marry. She is 38 years old. She is good-looking and very slim. She is gentle and calm. She loves cooking and she loves her family very much.

They have three kids. The first is Ben. He doesn't like studying at school. He is not a good student. He is short and sporty.

Ben's sister – Lisa – is eight years old. She is a good primary kid and she is a nice person. She is short and slender. She is doing her homework.

The last kid is Rosy. Rosy is a cute girl and she is only five years old. Rosy loves blue and pink. She is young and plump. Everyone wants to hold her.






1. Answer the question.






1. Where does the Simpson come from?

.....

2. How old is Jack Simpson?

.....

No.	Word	Picture
1	b _ _ _ _ f _ _	
2	h _ _ _ s _ _ _	
3	t _ _ _	
4	s _ _ _ _	
5	t _ _ _	



6	f__	
7	s_____	
8	y_____	
9	o__	
10	m_____a_____	




2. Change the adjective into comparative form.

No.	Infinitive form	Comparative form
1	pretty	
2	skinny	
3	old	
4	slim	
5	cute	
6	handsome	
7	beautiful	
8	thin	
9	attractive	
10	fat	

II. GRAMMAR

1. Match each picture with each correct sentence.


No.	Sentence	Opt.	Picture
1	She is good-looking.	A	
2	The baby is cute.	B	





3	He is a handsome boy.	C	
4	She is tall and slim.	D	
5	This man is very fat.	E	

Your answer:

1.	2.	3.	4.	5.
----	----	----	----	----

2. Look at the picture and choose the correct answer.

No.	Question - Answer	Picture
1	<p>What does this boy look like?</p> <p>A. He is tall.</p> <p>B. He is short.</p>	

<p>2</p>	<p>What does she look like? A. She is slender. B. She is overweight.</p>	
<p>3</p>	<p>What do your grandparents look like? A. They are old. B. They are young.</p>	
<p>4</p>	<p>Who is taller, Nam or Trang? A. Nam is B. Trang is.</p>	
<p>5</p>	<p>Who is fatter, the boy or the girl? A. The boy is. B. The girl is.</p>	

3. Reorder the words to make correct sentences.

1. What/ your/ look/ mother/ like?/ does

.....

2. sister/ your/ or/ Is/ slim?/ fat

.....

3. brother/ My/ is/ not/ young./ very

.....

4. is/ Her/ middle-aged./ father

.....

5. skinny/ is/ very/ and/ tall./ Maria

.....

4. Write sentence basing on available word, the first one has been done for you as an example.

0. Nam/ Hung/ attractive

Who is more attractive, Nam or Hung?

Nam is.

1. your father/ your mother/ young

.....

.....

2. Nina's sister/ Nina's brother/ cute

.....

.....

3. Barbara/ Danny/ skinny

.....

.....

4. your uncle/ your aunt/ short

.....

.....

5. her dad/ her mum/ strong

.....

.....

III. PHONICS

Track 07

Listen and complete the sentence.

1. I have a sore _____.

2. Do you have a _____?
3. _____ are my parents.
4. Could you get me something to drink? I'm _____.
5. Look at _____ pictures and answer the questions.
6. When is Nana's _____?



PART III: SKILLS: LISTENING - SPEAKING - READING - WRITING

I. LISTENING

Track 08

Listen and complete the text.

1. This is Laura. She comes from America. She is 12 years old.
She is _____.
2. This is Alex. He is 13 years old.
He is _____. He is an English boy.
3. This is Miss Hanson. She is 40 years old. She is a thin woman.
But she is _____.
4. This man is Paul. Paul is 45 years old. He comes from Malaysia.
He is _____.
5. This boy's name is Bob. Bob is five years old and he is from Australia.
Bob is _____ . He is so cute.

II. SPEAKING

Complete the conversation with available phrase.

- Is he your grandpa
- He is an accountant
- She is my aunt
- she was fat and short
- He is handsome, and strong

Danny: Guess who this is?

Sam: He is so old. (1) _____?

Danny: That's right. And who is this?

Sam: Is she your mother?

Danny: No. (2) _____.

Sam: She is so young, and thin, too.

Danny: Yes. When she was 20 years old, (3) _____.
Now she is 35, she is thinner and taller.

Sam: Is she standing next to your uncle?

Danny: Yes. That's uncle George. (4) _____.

Sam: Where does he work?

Danny: He works in a small food company.

Sam: (5) _____.

Danny: Yes. That's right.

III. READING

Read and do the task followed.

THE SIMPSON FAMILY

This is the Simpson family. They come from USA and now they are living in New York. This is the father of the family – Jack Simpson. He is thirty nine years old. He is tall, fat and strong. He is very funny.

His wife is Marry. She is 38 years old. She is good-looking and very slim. She is gentle and calm. She loves cooking and she loves her family very much.

They have three kids. The first is Ben. He doesn't like studying at school. He is not a good student. He is short and sporty.

Ben's sister – Lisa – is eight years old. She is a good primary kid and she is a nice person. She is short and slender. She is doing her homework.

The last kid is Rosy. Rosy is a cute girl and she is only five years old. Rosy loves blue and pink. She is young and plump. Everyone wants to hold her.

1. Answer the question.

1. Where does the Simpson come from?

.....

2. How old is Jack Simpson?

.....

3. What does Marry love doing?

.....

4. What doesn't Ben like?

.....

5. What is Lisa doing?

.....

2. Complete the table with the appearance of each member.

No.	Member	Appearance
1	Jack Simpson
2	Marry
3	Ben
4	Lisa
5	Rosy

IV. WRITING

1. Write sentences basing on available words, the first one has been done for you as an example.

0. my father/ a worker/ young and tall

This is my father. He is a worker. He is young and tall.

1. my mother/ a teacher/ beautiful and slim

.....

2. my brother/ a student/ short and fat

.....

3. my sister/ a nurse/ cute and short

.....

4. my grandfather/ a doctor/ strong and tall

.....

5. my uncle/ dentist/ middle-aged and handsome

.....

PUPIL'S NOTE

I. Do you remember the most important sentence patterns in this unit? Write down them here and give an example. (Em có nhớ các mẫu câu quan trọng nhất của bài không? Hãy ghi chúng vào đây và cho một ví dụ.)

1. Hỏi và trả lời về ngoại hình của ai đó.

.....

2. Hỏi xem ai đó thế nào hơn ai đó (Mẫu câu chỉ sự so sánh).

.....

II. Can you write at least ten new words of this unit? Write them here: (Em có thể viết ra ít nhất mười từ mới của bài này không? Viết chúng ra đây:)

1.	6.
2.	7.
3.	8.
4.	9.
5.	10.

III. Now can you?

Now you can:	Tick (✓)
★ Ask and answer question about someone's physical appearance.	
★ Use comparative question.	
★ Use the vocabulary relating to physical appearance.	
★ Pronounce ending sound "cl", "fl"	



WHEN'S CHILDREN'S DAY?



PART I: THEORY

I. VOCABULARY

English	Pronunciation	Vietnamese
April Fool's Day	/'eɪprəl fu:lz deɪ/	Ngày cá tháng tư
Christmas	/'krɪsməs/	Lễ giáng sinh
Easter Day	/'i:stə(r) deɪ/	Lễ phục sinh
May Day	/meɪ deɪ/	Ngày quốc tế lao động
Father's Day	/'fɑ:ðə(r)z deɪ/	Ngày của cha
Mother's Day	/'mʌðə(r)z deɪ/	Ngày của mẹ
New Year's Day	/nju: jɪə(r) deɪ/	Tết dương lịch
Valentine's Day	/'væləntaɪnz deɪ/	Lễ tình nhân
Children's Day	/'tʃɪldrənz deɪ/	Tết thiếu nhi
Teacher's Day	/'ti:tʃə(r)z deɪ/	Ngày nhà giáo
Halloween	/hæləʊ'i:n/	Lễ Halloween
day off	/deɪ ɒf/	ngày nghỉ
decorations	/dekə'reɪʃnz/	đồ trang trí
ribbon	/'rɪbən/	ruy băng
balloon	/bə'lu:n/	bóng bay
hat	/hæt/	mũ
costume	/'kɒstju:m/	trang phục
bell	/bel/	chuông

cake	/keɪk/	cái bánh
parade	/pə'reɪd/	lễ diễu hành
put up decorations	/pʊt ʌp dekə'reɪʃnz/	trang trí
buy flowers	/baɪ 'flaʊə(r)z/	mua hoa
give presents	/gɪv 'preznts/	tặng quà
make a wish	/meɪk wɪʃ/	ước điều ước
dress up (in costume)	/dres ʌp/	ăn diện
wear traditional clothes	/weə(r) trə'dɪʃənəl kləʊðz/	mặc trang phục truyền thống
eat a special meal	/i:t ə 'speʃl mi:l/	ăn bữa ăn đặc biệt (của ngày lễ)
have a party	/hæv ə 'pɑ:ti/	thưởng thức bữa tiệc
light candles	/laɪt 'kændlz/	thắp nến
set off fireworks	/set ɒf 'faɪəwɜ:ks/	bắn pháo hoa
set off bonfires	/set ɒf 'bɒnfaiə(r)/	đốt đống lửa

II. GRAMMAR

1. Hỏi xem một lễ hội diễn ra vào ngày nào

(?) **When is + festival?**

(+) **It's on the + date + of + month.**

Example:

When is Children's Day?

It's on the first of July.

2. Hỏi xem người ta làm gì trong lễ hội

(?) **What do people do at / on + festival?**

(+) **They + V1.**

Example:

What do students do on Teacher's Day?

They give flowers to their teachers.

III. PHONICS

Practice pronouncing the word.




/cl/	clothes /kləʊðz/	cloud /klaʊd/	clock /klɒk/
/fl/	flower /'flaʊər/	floor /flɔːr/	fly /flaɪ/










PART II: LANGUAGE: VOCABULARY - GRAMMAR - PHONICS

I. VOCABULARY

1. Match each picture with each festival.

No.	Picture	Opt.	Festival
1	Father's Day	A	
2	Valentine's Day	B	
3	April Fool's Day	C	



4	Children's Day	D	
5	Teacher's Day	E	
6	Mother's Day	F	
7	Easter Day	G	
8	Halloween	H	

9	Christmas	I	
10	New Year's Day	J	

Your answer:

- | | | | | |
|----|----|----|----|-----|
| 1. | 2. | 3. | 4. | 5. |
| 6. | 7. | 8. | 9. | 10. |

2. Look at the picture and complete the word.

No.	Picture	Word
1		c _ _ _ _
2		b _ _ o _ _

3		r _ _ b _ _
4		c _ _ _
5		b _ _ _

3. Complete the phrase with available verb.

buy make eat have wear
 give light put up dress set off

- | | |
|----------------------|------------------------------|
| 1. _____ decorations | 6. _____ wishes |
| 2. _____ flowers | 7. _____ traditional clothes |
| 3. _____ bonfires | 8. _____ candles |
| 4. _____ a party | 9. _____ up in costume |
| 5. _____ presents | 10. _____ a special meal |

3. What does Marry love doing?

.....

4. What doesn't Ben like?

.....

5. What is Lisa doing?

.....

2. Complete the table with the appearance of each member.

No.	Member	Appearance
1	Jack Simpson
2	Marry
3	Ben
4	Lisa
5	Rosy

IV. WRITING

1. Write sentences basing on available words, the first one has been done for you as an example.

0. my father/ a worker/ young and tall

This is my father. He is a worker. He is young and tall.

1. my mother/ a teacher/ beautiful and slim

.....

2. my brother/ a student/ short and fat

.....

3. my sister/ a nurse/ cute and short

.....

4. my grandfather/ a doctor/ strong and tall

.....

5. my uncle/ dentist/ middle-aged and handsome

.....

PUPIL'S NOTE

I. Do you remember the most important sentence patterns in this unit? Write down them here and give an example. (Em có nhớ các mẫu câu quan trọng nhất của bài không? Hãy ghi chúng vào đây và cho một ví dụ.)

1. Hỏi và trả lời về ngoại hình của ai đó.

.....

2. Hỏi xem ai đó thế nào hơn ai đó (Mẫu câu chỉ sự so sánh).

.....

II. Can you write at least ten new words of this unit? Write them here: (Em có thể viết ra ít nhất mười từ mới của bài này không? Viết chúng ra đây:)

1.	6.
2.	7.
3.	8.
4.	9.
5.	10.

III. Now can you?

Now you can:	Tick (✓)
★ Ask and answer question about someone's physical appearance.	
★ Use comparative question.	
★ Use the vocabulary relating to physical appearance.	
★ Pronounce ending sound "cl", "fl"	



WHEN'S CHILDREN'S DAY?



PART I: THEORY

I. VOCABULARY

English	Pronunciation	Vietnamese
April Fool's Day	/'eɪprəl fu:lz deɪ/	Ngày cá tháng tư
Christmas	/'krɪsməs/	Lễ giáng sinh
Easter Day	/'i:stə(r) deɪ/	Lễ phục sinh
May Day	/meɪ deɪ/	Ngày quốc tế lao động
Father's Day	/'fɑ:ðə(r)z deɪ/	Ngày của cha
Mother's Day	/'mʌðə(r)z deɪ/	Ngày của mẹ
New Year's Day	/nju: jɪə(r) deɪ/	Tết dương lịch
Valentine's Day	/'væləntaɪnz deɪ/	Lễ tình nhân
Children's Day	/'tʃɪldrənz deɪ/	Tết thiếu nhi
Teacher's Day	/'ti:tʃə(r)z deɪ/	Ngày nhà giáo
Halloween	/hæləʊ'i:n/	Lễ Halloween
day off	/deɪ ɒf/	ngày nghỉ
decorations	/dekə'reɪʃnz/	đồ trang trí
ribbon	/'rɪbən/	ruy băng
balloon	/bə'lu:n/	bóng bay
hat	/hæt/	mũ
costume	/'kɒstju:m/	trang phục
bell	/bel/	chuông

cake	/keɪk/	cái bánh
parade	/pə'reɪd/	lễ diễu hành
put up decorations	/pʊt ʌp dekə'reɪʃnz/	trang trí
buy flowers	/baɪ 'flaʊə(r)z/	mua hoa
give presents	/gɪv 'preznts/	tặng quà
make a wish	/meɪk wɪʃ/	ước điều ước
dress up (in costume)	/dres ʌp/	ăn diện
wear traditional clothes	/weə(r) trə'dɪʃənəl kləʊðz/	mặc trang phục truyền thống
eat a special meal	/i:t ə 'speʃl mi:l/	ăn bữa ăn đặc biệt (của ngày lễ)
have a party	/hæv ə 'pɑ:ti/	thưởng thức bữa tiệc
light candles	/laɪt 'kændlz/	thắp nến
set off fireworks	/set ɒf 'faɪəwɜ:ks/	bắn pháo hoa
set off bonfires	/set ɒf 'bɒnfɑɪə(r)/	đốt đồng lửa

II. GRAMMAR

1. Hỏi xem một lễ hội diễn ra vào ngày nào

(?) **When is + festival?**

(+) **It's on the + date + of + month.**

Example:

When is Children's Day?

It's on the first of July.

2. Hỏi xem người ta làm gì trong lễ hội

(?) **What do people do at / on + festival?**

(+) **They + V1.**

Example:

What do students do on Teacher's Day?

They give flowers to their teachers.

III. PHONICS

Practice pronouncing the word.




/cl/	clothes /kləʊðz/	cloud /klaʊd/	clock /klɒk/
/fl/	flower /'flaʊər/	floor /flɔːr/	fly /flaɪ/








PART II: LANGUAGE: VOCABULARY - GRAMMAR - PHONICS

I. VOCABULARY

1. Match each picture with each festival.

No.	Picture	Opt.	Festival
1	Father's Day	A	
2	Valentine's Day	B	
3	April Fool's Day	C	



4	Children's Day	D	
5	Teacher's Day	E	
6	Mother's Day	F	
7	Easter Day	G	
8	Halloween	H	




9	Christmas	I	
10	New Year's Day	J	

Your answer:

- | | | | | |
|----|----|----|----|-----|
| 1. | 2. | 3. | 4. | 5. |
| 6. | 7. | 8. | 9. | 10. |

2. Look at the picture and complete the word.

No.	Picture	Word
1		c _ _ _ _
2		b _ _ _ o _ _

3		r__b__
4		c___
5		b___

3. Complete the phrase with available verb.

- | | | | | |
|------|-------|--------|-------|---------|
| buy | make | eat | have | wear |
| give | light | put up | dress | set off |
1. _____ decorations
 2. _____ flowers
 3. _____ bonfires
 4. _____ a party
 5. _____ presents
 6. _____ wishes
 7. _____ traditional clothes
 8. _____ candles
 9. _____ up in costume
 10. _____ a special meal

II. GRAMMAR

1. Match each activity with each festival.

No.	Activity	Opt.	Festival
1	They set off fireworks	A	Valentine's Day
2	They give chocolate to their lovers.	B	Children's Day
3	Children have one day off.	C	New Year's Day
4	Students give flowers to their teachers.	D	Halloween
5	They paint pumpkin masks and dress up in costume.	E	Teacher's Day

Your answer:

1. 2. 3. 4. 5.

2. Reorder the words to make correct sentences.

- New Year's/ does/ place?/ take/ When
.....
- they/ do/ do/ Children's/ on/ Day?/ What
.....
- the/ on/ children/ Do/ Children's Day?/ go to school
.....
- is/ National/ the/ Teacher's Day?/ When
.....
- Day/ Valentine/ today./ is/ It
.....

3. Circle the mistake in each sentence then rewrite the correct one.

- When is Valentine's Day? – They're on February 14th.
.....
- Children have a day off on Children's Day?
.....
- They put down decorations on Teacher's Day.
.....

4. What do people do on New Year's? – They watching firework displays.

5. Do they have a party on May Day? – Yes, they have.

4. Write sentences basing on available words, the first one has been done for you as an example.

<p>0. April Fool's Day/ April 1st/ When is April Fool's Day? It's on April 1st.</p>	<p>3. New Year's Day/ January 1st </p>
<p>1. Christmas/ December 25th </p>	<p>4. Valentine's Day/ February 14th </p>
<p>2. May Day / May 1st </p>	<p>5. Children's Day/ June 1st </p>

III. PHONICS  **Track 09**

Listen and complete the sentence.

1. Yesterday my mother washed all my _____.
2. What is there in the garden? – There are many _____.
3. Look! There is no _____ in the sky. •
4. How many _____ does your house have?
5. What is there on the wall? – There is a _____.
6. Look! There is a plane _____ in the sky.



PART III: SKILLS: LISTENING - SPEAKING - READING - WRITING

I. LISTENING  **Track 10**

Listen and complete the text.

Hi! My name is Joanna and I'm 12 years old. (1) _____ is my

favourite month because I have holidays there. My favourite holiday is (2) _____. It occurs in December. On this day, we (3) _____ on our house and the Christmas tree. They become very beautiful.

In the evening, we have our (4) _____. We have a roasted goose, boiled potatoes, cucumber salads, soft drinks and fruit juice for desserts. We also sing Christmas carol and (5) _____ presents. We have great time together.

II. SPEAKING

Complete the conversation with available phrases.

- It's November 19th
- What do you do on this day
- How do you celebrate it
- We have a party with snack and soft drinks
- We play hide and seek and dragon snake

Anderson: What's the date today?

Nam: (1) _____.

Anderson: Oh, so tomorrow is Teacher's Day in your country, isn't it?

Nam: Yes. We celebrate Teacher's Day on November 20th.

Anderson: (2) _____?

Nam: Well, we don't have any classes on this day, but we're still at school to celebrate this day.

Anderson: (3) _____?

Nam: First, the headmaster gives a speech in the school hall. Then pupils go back to their classroom.

Anderson: What do you do after that?

Nam: (4) _____.

Anderson: Do you play any games?

Nam: Yes, we do. (5) _____.

Anderson: It sounds fun.

III. READING

Read and decide if each statement is true or false.

CHILDREN'S DAY IN JAPAN

In the past, people in Japan divided Children's Day into two days: Boy's Day on May 5th and Girl's Day on March 3rd.

Now people celebrate Children's Day on May 5th. This day is a national holiday. During the time around Children's Day, families do many things to celebrate their children. They put iris leaves and roots in the bathtub of their children. They believe that the iris leaves and roots are good for children's health and protect them from diseases. The bath houses open early in the morning and close late in the evening on this day. People also eat a special rice cake. It is made of sweet red bean paste.

Children's Day is a great day for families because they can celebrate their children and have enjoyable time.

New word

iris leaves and roots: *lá và rễ cây Iris*

diseases: *bệnh tật*

No.	Statement	True	False
1	Boy's Day was on the fifteenth of May.		
2	Girl's Day was on the third of March.		
3	There were three Children's Day in Japan before.		
4	There is one Children's Day in Japan now.		
5	Children's Day in Japan is on the fifth of May.		
6	Children's Day is a very small holiday.		
7	Children take a bath with iris leaves and roots on this day.		
8	People think only iris leaves are good for children.		
9	The special rice cake is made of sweet red bean paste.		
10	Children's Day is a bad day for families.		

IV. WRITING

Write sentences basing on available words, the first one has been done for you as an example

0. Halloween/ People dress up in costume.

What do people do on Halloween?

People dress up in costume.

1. Teacher's Day/ Student give presents and flowers to their teachers.

.....

2. Children's Day/ Children have a day off.

.....

3. New Year's Day/ There is a parade in the street.

.....

4. Mother's Day/ Children give flowers to their mothers.

.....

5. Christmas/ Children hang up a stock on the chimney to get present.

.....

PUPIL'S NOTE

I. Do you remember the most important sentence patterns in this unit? Write down them here and give an example. (Em có nhớ các mẫu câu quan trọng nhất của bài không? Hãy ghi chúng vào đây và cho một ví dụ.)

1. Hỏi và trả lời xem khi nào một ngày lễ diễn ra.

.....

2. Hỏi và trả lời xem ai đó thường làm gì tại ngày lễ nào đó.

.....

II. Can you write at least ten new words of this unit? Write them here: (Em có thể viết ra ít nhất mười từ mới của bài này không? Viết chúng ra đây:)

- | | |
|---------|----------|
| 1. | 6. |
| 2. | 7. |
| 3. | 8. |
| 4. | 9. |
| 5. | 10. |

III. Now can you?

Now you can:	Tick (✓)
★ Ask and answer question about festivals and their activities.	
★ Speak fluently the sentence patterns.	
★ Use the vocabulary relating to festivals and their activities.	
★ Pronounce exactly multiple syllable words.	



LET'S GO TO THE BOOKSHOP



PART I: THEORY

I. VOCABULARY

English	Pronunciation	Vietnamese
airport	/ 'eəpɔ:t/	sân bay
bakery	/ 'beɪkəri/	tiệm bánh mì
bank	/ bæŋk/	ngân hàng
bookstore	/ 'bʊkstɔ:(r)/	cửa hàng sách
bookshop	/ 'bʊkʃɒp/	
café	/ 'kæfeɪ/	tiệm cà phê
church	/ tʃɜ:tʃ/	nhà thờ
department store	/ dɪ'pɑ:tmənt stɔ:(r)/	cửa hàng bách hóa
cinema	/ 'sɪnəmə/	rạp chiếu phim
gallery	/ 'gæləri/	phòng trưng bày tác phẩm nghệ thuật
greengrocer's	/ 'gri:ngreʊsə(r)z/	cửa hàng rau quả
library	/ 'laɪbrəri/	thư viện
museum	/ mju'zi:əm/	viện bảo tàng
pharmacy	/ 'fɑ:məsi/	cửa hàng thuốc tây
park	/ pɑ:k/	công viên
railway station	/ 'reɪlweɪ 'steɪʃn/	trạm xe lửa
supermarket	/ 'su:pəmə:kɪt/	siêu thị
zoo	/ zu:/	vườn thú

II. GRAMMAR

1. Rủ ai đó đi đâu

- (?) **Let's go to the + place!**
- (?) **Why don't we go to the + place?**
- (?) **How about going to the + place?**
- (+) **Great idea!**
- (-) **Sorry, I'm busy.**

Example:

Let's go to the bookshop!

Great idea! I want to buy some books, too.

2. Hỏi lý do tại sao bạn đi đâu?

- (?) **Why do you go to the + place?**
- (+) **Because I want to + V-inf.**

Example:

Why do you go to the cinema?

Because I want to see the new movie.

3. Hỏi lý do tại sao ai đó đi đâu?

- (?) **Why does he / she go to the + place?**
- (+) **Because he / she wants to V-inf.**

Example:

Why does he go to the library?

Because he wants to borrow some magazines.

III. PHONICS

Practice pronouncing the word.






bank /bæŋk/	bell /bel/
bookstore /'bʊk stɔ: r/	parade /pə'reɪd/
cinema /'sɪnəmə/	library /'laɪbrəri/
supermarket /'su:pəmə:kɪt/	decoration /dekə'reɪʃ ə n/








PART II: LANGUAGE: VOCABULARY - GRAMMAR - PHONICS

I. VOCABULARY

1. Look at the picture and complete the word.

No.	Picture	Word
1		a _ _ p _ _ _
2		b _ _ _
3		b _ _ s _ _ _
4		c _ _ _
5		g _ _ _ g _ _ _ 's

2. Match each picture with each word.

No.	Picture	Opt.	Word
1		A	park
2		B	supermarket
3		C	railway station
4		D	zoo
5		E	bakery

Your answer:

1.	2.	3.	4.	5.
----	----	----	----	----

3. Do the puzzle: find the word: DEPARTMENT, CINEMA, GALLERY, LIBRARY, MUSEUM, PHARMACY, MOVIES, BOOKSHOP, GYM, HOTEL.

F	P	H	A	R	M	A	C	Y	Q	D	H	N	C
C	C	A	I	P	O	H	S	K	O	O	B	G	Q
O	I	L	N	J	U	G	Y	P	R	B	U	Y	L
B	N	D	K	E	M	F	R	C	S	E	K	M	P
D	E	P	A	R	T	M	E	N	T	O	A	T	O
V	M	S	X	R	A	X	L	I	B	R	A	R	Y
I	A	U	K	H	T	I	L	G	U	H	V	L	J
F	Q	V	S	S	P	V	A	X	D	N	J	E	M
O	R	M	Y	E	C	U	G	P	R	E	K	T	N
L	E	X	G	Q	U	B	T	M	B	F	I	O	G
S	A	T	J	L	H	M	O	V	I	E	S	H	D

II. GRAMMAR






1. Match each question with each answer.

No.	Question	Opt.	Answer
1	Where are you going?	A	I'm going to school.
2	Would you like to go to the museum with me?	B	I need some eggs.
3	Why do you go to the supermarket?	C	At the greengrocer's near here.
4	Would you like some orange juice?	D	No, thanks.
5	Where can I get some fresh fruits?	E	No, thanks. I'm not thirsty.

Your answer:

1.	2.	3.	4.	5.
----	----	----	----	----

2. Look at the picture and complete the sentence.

No.	Sentence	Picture
1	I want to buy some _____, so I go to the _____.	
2	Let's go to the _____, I want to have some _____.	
3	Why don't we go to the _____? I want to withdraw some _____.	
4	Where can I get some _____? – You can get it at the _____.	
5	There is a new _____ on. Why don't we go to the _____ tonight?	

3. Reorder the word to make correct sentences.

1. do/ go to/ you/ Why/ the bank?/ want to
.....
2. don't/ go to/ you/ the museum?/ Why
.....
3. the park/ go to/ Let's/ together!
.....
4. to buy/ the greengrocer's/ going to/ How about/ fruits?
.....
5. the zoo/ go to/ today!/ Let's
.....

4. Circle the mistake in each sentence then rewrite the correct one.

1. Let's going to the bookstore!
.....
2. Why don't we go the supermarket?
.....
3. Why does they want to go to the zoo?
.....
4. I wants to go to the bookstore because I need to buy some new books.
.....
5. Would you like to go to the cinema with I? – Yes, of course.
.....

III. PHONICS  **Track 11**

Listen and complete the sentence.

1. Where are you going? – I'm going to the _____.
2. Where can I watch a new movie? – There is a _____ near here.
3. The baby looks so _____.
4. I'm going to the _____ this afternoon. Would you like to go with me?
5. Is there a _____ near here?
6. I need to borrow some books from the City _____.

7. Is that _____ guy your brother?
8. Could you buy me a _____ on your way back?



PART III: SKILLS: LISTENING - SPEAKING - READING - WRITING

I. LISTENING

Track 12

Listen and complete the text.

1. All the people go to the _____ to see the films.
2. Foreigners often stay in a _____ when they come to our city.
3. If you want to eat, you can go to a _____.
4. If you're ill, you can buy medicines in a _____.
5. At weekends we go to a _____ to buy fruits and vegetables.
6. Boys and girls study different subjects at _____.
7. If you want to see the performance with funny animals, you have to go to the _____.
8. We often buy things in a _____.

II. SPEAKING

Complete the conversation with available phrases.

- There is a bakery near here
- Or if you want to have a pizza or a hamburger
- Is there a restaurant near the cinema
- Thank you very much
- Is there a cinema near here

Mai Chi: (1) _____. It's on 13 Maple Street.

Jason: Thanks. I want to see a new movie. (2) _____?

Mai Chi: Let me see. The National Movies is on 20 Apple Street. It is near here so you can walk there.

Jason: Thank you.

Mai Chi: Would you like to eat something before going to see a movie?

Jason: That's a good idea. (3) _____?

Mai Chi: The Italian Restaurant serves best Italian food. It is next to the movies, on 21 Apple Street. (4) _____, you can get it in the food stall. It's opposite the bakery.

Jason: (5) _____.

III. READING

Read and complete the paragraph with available words.

- | | | | | |
|---------|-----------|---------|-------------|---------|
| drinks | bookstore | capital | supermarket | library |
| airport | money | once | fairy tales | ticket |

A LOOK AT THE MAP

Hanoi is a big city. It is the (1) _____ of Vietnam. Life is convenient in Hanoi because there are many interesting places there. This is the (2) _____. If you want to travel to abroad, you can buy a (3) _____ here and take a flight. It is very fast. And look, this is a (4) _____. There are many kinds of books in the bookstore such as textbooks, (5) _____, short stories. Bookstore is a great place. And if you do not have (6) _____ to buy books, you can borrow them in the (7) _____. There are lots of books in the library too. And here is the (8) _____. In the supermarket, they sell many goods such as food, (9) _____, books, clothes, ... I go to the supermarket (10) _____ a week. How about you?

IV. WRITING

1. Look at the picture and write sentences.



1. bakery/ buy some bread

Let's go to the _____.

I want to _____.

2. supermarket/ buy some food



3. pharmacy/ buy some medicine



4. toy store/ buy a robot

2. Write sentences basing on available words, the first one has been done for you as an example.

0. you / bakery / buy some bread

Why do you want to go to the bakery?

Because I want to buy some bread.

1. he / bookstore / buy some magazines

.....

.....

2. Johny / coffee / buy a cup of cappuccino

.....

.....

3. Sam / gallery / see some new paintings

.....

.....

4. Mikako / library/ borrow some books

.....

.....

5. they / supermarket/ buy some food

.....

.....

PUPIL'S NOTE

I. Do you remember the most important sentence patterns in this unit? Write down them here and give an example. (Em có nhớ các mẫu câu quan trọng nhất của bài không? Hãy ghi chúng vào đây và cho một ví dụ.)

1. Đưa ra đề nghị đi tới một nơi nào đó và trả lời.

.....

2. Hỏi và trả lời lí do tại sao bạn muốn đến một nơi nào đó.

.....

II. Can you write at least ten new words of this unit? Write them here: (Em có thể viết ra ít nhất mười từ mới của bài này không? Viết chúng ra đây:)

1.	6.
2.	7.
3.	8.
4.	9.
5.	10.

III. Now can you?

Now you can:	Tick (✓)
★ Ask and answer question about places and their activity.	
★ Speak fluently the sentence patterns.	
★ Use the vocabulary relating to places and their activity.	
★ Pronounce exactly multiple syllable words.	



HOW MUCH IS THE T-SHIRT?



PART I: THEORY

I. VOCABULARY

English	Pronunciation	Vietnamese
suit	/su:t/	bộ comple
shirt	/ʃɜ:t/	áo sơ mi nam
tie	/taɪ/	cà vạt
dress	/dres/	váy
blouse	/blaʊz/	áo sơ mi nữ
skirt	/skɜ:t/	chân váy
coat	/kəʊt/	áo khoác
t-shirt	/ti: /ʃɜ:t/	áo phông
trousers	/'traʊzəz/	quần dài
jeans	/dʒi:nz/	quần jeans
shorts	/ʃɔ:ts/	quần sóc
sweater	/'swetə(r)/	áo len
shoes	/ʃu:z/	giày
sandals	/'sændlɪz/	xăng đan
boots	/bu:ts/	bốt
belt	/belt/	dây lưng
handbag	/'hændbæg/	túi xách
scarf	/ska:f/	khăn quàng cổ
glasses	/'glɑ:sɪz/	kính

gloves	/glʌvz/	<i>găng tay</i>
necklace	/'nekləs/	<i>vòng cổ</i>
bracelet	/'breislət/	<i>vòng tay</i>
ring	/rɪŋ/	<i>nhẫn</i>
earrings	/'iərɪŋz/	<i>hoa tai</i>

II. GRAMMAR

1. Hỏi giá quần áo (số ít)

(?) How much is the + clothes?

(+) It's + amount of money.

Example:

How much is the T-shirt?

It's 40.000 VND.

2. Hỏi giá quần áo (số nhiều)

(?) How much are the + clothes?

(+) They're + amount of money.

Example:

How much are the shoes?

They're \$100.

III. PHONICS

Practice pronouncing the word.

sweater /'swetər/	handbag /'hændbæg/	necklace /'nekləs/
-------------------	--------------------	--------------------



PART II: LANGUAGE: VOCABULARY - GRAMMAR - PHONICS

I. VOCABULARY

1. Pick out one redundant letter to make correct word.

1. SUNIT





6. T-SHIRTY





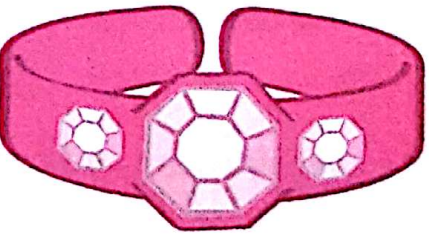
2. SAHIRT


7. TROUSSERS

- 3. SUKIRT
- 4. CHOAT
- 5. JAKAKET
- 8. JEMANS
- 9. SHORRTS
- 10. HANUDBAG

2. Look at the picture and complete the word.

No.	Picture	Word
1	s_____s	
2	r_____	
3	b_____	
4	d_____	

5	s_ _ _ _	
6	b_ _ _ _	
7	n_ _ l_ _	
8	t_ _	
9	b_ _ _ _ _	

10	e_ _ _ _ _s	
----	-------------	---

3. Choose the odd one out.

1. A. dress B. handbag C. blouse D. skirt
2. A. coat B. jacket C. sweater D. trousers
3. A. scarf B. sandals C. boots D. shoes
4. A. jeans B. shorts C. necklace D. trousers
5. A. bracelet B. gloves C. ring D. necklace

II. GRAMMAR






1. Match each question with each answer.

No.	Question	Opt.	Answer
1	What colour is the blouse?	A	It's yellow.
2	Do you like these trousers?	B	No, they are blue.
3	How much is the scarf?	C	They are four hundred thousand VND.
4	How much are those sport shoes?	D	Yes. They look great.
5	Are those shorts brown?	E	The yellow one is 50.000 and the red one is 70.000.

Your answer:

1. 2. 3. 4. 5.

2. Look at the picture and complete the sentence.

No.	Sentence	Picture
1	How much is that _____? – It's _____ VND.	
2	How much are those _____? – They are _____ VND.	
3	Is that _____ \$ _____? – Yes, it is.	
4	How much is the _____? – The T-shirt is \$ _____.	
5	Are those _____ \$ _____? – Yes, they are.	

3. Circle the mistake in each sentence then rewrite the correct one.

1. I want a new T-shirt. Let us go to the clothes store!

.....

2. How much is this pair of sandal? – It's 100.000 VND.

.....

3. What colour are the scarf? → They are brown and white.

.....

4. Would you like to go to the dress shop? – Yes, thanks. I'm busy now.

.....

5. She wants to see an movie. Why don't we go to the cinema?

.....

4. Write sentence basing on available word, the first one has been done for you as an example.

0. Nam/ tie/ 50.000 VND

How much is Nam's tie?

It's fifty thousand VND.

1. Phuong/ dress/ 65.000 VND

.....

.....

2. Mai/ skirt/ \$20

.....

.....

3. Jemily/ coat/ \$350

.....

.....

4. Susan/ sandals/ 50.000 VND

.....

.....

5. Andrea/ boots/ \$250

.....

.....

III. PHONICS  **Track 13****Listen and complete the sentence.**

1. Jane is wearing a pink _____.
2. How much is that _____?
3. My sister works at the _____.
4. How much are those _____?
5. Look! That _____ is so colorful.
6. Where can I get the latest book? - At the _____.

**PART III: SKILLS: LISTENING - SPEAKING - READING - WRITING****I. LISTENING**  **Track 14****Listen and complete the sentence.**

1. My mother usually wears skirts and _____, but today she is wearing a dress.
2. My father usually wears a suit to work, but today he is wearing black _____ and a blue shirt.
3. I usually wear _____ to school, but today I am wearing a skirt.
4. My best friend wears boots in the winter, but today he is wearing _____.
5. My grandmother usually wears _____ and a hat in winter, but today she is not wearing them.
6. My uncle often wears jeans and _____ when he visits us, but today he wears suit.
7. My grandfather always wears a _____ with his shirt, but today he wears a bow.
8. My cousin Tony often wears a baseball _____, but today he doesn't.

II. SPEAKING**Complete the conversation with available phrases.**

- She is going to wear a long dress
- How much is it

- I have some classes at school
- Could you help me do something
- How about this pink handbag

Nancy: Hello Joey!

Joey: Hello Nancy. Oh, you look great today!

Nancy: Thanks.

Joey: Look at this blouse. It really suits you. (1) _____?

Nancy: It is 80.000 VND.

Joey: It's cheap. (2) _____? How much is it?

Nancy: It is 200.000 VND. Oh, are you busy now?

Joey: No, I'm not.

Nancy: Great! (3) _____?

Joey: Sure. What's it?

Nancy: My sister is going to visit me this afternoon. But I can't pick her up because (4) _____.

Joey: Oh, what time is she going to arrive?

Nancy: At 2:30 p.m. (5) _____, a black coat, high heels and a white handbag.

Joey: OK.

Nancy: Thank you so much.

III. READING

Read and complete the table with the clothes Tina wears.

My name is Tina. I live in America. My hobby is shopping. When I am in school, I usually wear uniform. My uniform is a white blouse, blue jeans and a nice belt, a pair of socks and a pair of shoes.

In the summer, I like to wear a skirt with a T-shirt. I never forget my new sandals, a small handbag and a pair of modern glasses. Oh, I love wearing dresses in summer too.

In the winter, I put on my green hat, a blue and red scarf, my coat or a hoodie with some warm gloves.

At school	In summer	In winter

IV. WRITING

Write sentences basing on available words, the first one has been done for you as an example.

0. Mai/ it's cold/ black coat – 200.000VND/ trousers – 100.000VND
Hello. My name is Mai. Today it's cold and I'm wearing a black coat and trousers. The coat is 200.000VND and the trousers are 100.000.VND
1. Nam/ it's warm/ white shirt – 150.000VND/ jeans – 300.000VND

2. Nga/ it's mild/ pink dress – 170.000VND/ white hat – 50.000VND

3. Hung/ it's cold/ scarf – 140.000VND/ sport shoes – 340.000VND

4. Susan/ it's sunny/ sunglasses – 200.000VND/ sandals – 100.000VND

5. Clara/ it's cold/ warm coat – 500.000VND/ boots – 600.000VND

PUPIL'S NOTE

I. Do you remember the most important sentence patterns in this unit? Write down them here and give an example. (Em có nhớ các mẫu câu quan trọng nhất của bài không? Hãy ghi chúng vào đây và cho một ví dụ.)

1. Hỏi và trả lời về giá cả của đồ vật (số ít).

.....

2. Hỏi và trả lời về giá cả của đồ vật (số nhiều).

.....

II. Can you write at least ten new words of this unit? Write them here: (Em có thể viết ra ít nhất mười từ mới của bài này không? Viết chúng ra đây:)

- | | |
|---------|----------|
| 1. | 6. |
| 2. | 7. |
| 3. | 8. |
| 4. | 9. |
| 5. | 10. |

III. Now can you?

Now you can:	Tick (✓)
★ Ask and answer question price of things.	
★ Speak fluently the sentence patterns.	
★ Use the vocabulary relating to wearing things.	
★ Pronounce exactly the words which have stress on the first syllable.	



WHAT'S YOUR PHONE NUMBER?



PART I: THEORY

I. VOCABULARY

English	Pronunciation	Vietnamese
go cycling	/gəʊ 'saɪkɪŋ/	đi xe đạp
go skating	/gəʊ 'sketɪŋ/	đi trượt (ván)
go swimming	/gəʊ 'swɪmɪŋ/	bơi
go dancing	/gəʊ 'dɑ:nsɪŋ/	nhảy (múa)
go skiing	/gəʊ 'ski:ɪŋ/	trượt tuyết
go shopping	/gəʊ 'ʃɒpɪŋ/	mua sắm
go climbing	/gəʊ 'klaɪmɪŋ/	leo núi
go sailing	/gəʊ 'seɪlɪŋ/	chèo thuyền
play volleyball	/pleɪ 'vɒlibɔ:l/	chơi bóng chuyền
play table tennis	/pleɪ 'teɪbl 'tenɪs/	chơi bóng bàn
play chess	/pleɪ tʃes/	chơi cờ
play soccer	/pleɪ 'sɒkə(r)/	chơi bóng đá
play badminton	/pleɪ 'bædmɪntən/	chơi cầu lông

II. GRAMMAR

1. Hỏi số điện thoại của người nào

(?) **What's + possessive adj + phone number?**

(+) **It's + phone number.**

Example:

What's your phone number?

It is 0912 144 655.

What's John's phone number?

It's 0916 277 832.

2. Đưa ra lời mời, rủ ai đó làm gì?

(?) **Would you like to V-inf?**

(+) **I'd love to.**

(-) **Sorry, I can't.**

Example:

Would you like to go swimming with me?

I'd love to.

III. PHONICS

Practice pronouncing the word.

balloon /bə'lu:n/	parade /pə'reɪd/	hotel /həʊ'tel/
police /pə'li:s/	cashier /kæʃ'iər/	August /'ɔ:gəst/



PART II: LANGUAGE: VOCABULARY - GRAMMAR - PHONICS






I. VOCABULARY





1. Divide the word into two columns: going with 'go' or going with 'play'.

volleyball cycling badminton table tennis dancing
 swimming chess skiing skating soccer

Go	Play

2. Look at the picture and complete the phrase.

No.	Picture	Phrase
1		go _ _ _ _ _
2		play c _ _ _ _
3		go s _ _ _ _
4		go c _ _ _ _ _
5		play b _ _ _ b _ _ _

6		play f___b___
7		go s___p___
8		go s_____
9		play the _____
10		play the _____

3. Choose the odd one out.

1. A. coat B. clothes C. jacket D. belt
2. A. trousers B. high heels C. boots D. shoes
3. A. violin B. guitar C. music D. piano
4. A. cycle B. chess C. skate D. ski
5. A. soccer B. football C. badminton D. sport

II. GRAMMAR

1. Write these phone numbers in English words.

No.	Phone number	Phone number in English words
1	0122 332 027	
2	0169 277 168	
3	0916 553 380	
4	0164 322 8552	
5	0994 311 232	

2. Match each question with each answer.

No.	Question	No.	Answer
1	Why don't we go to the movies tonight?	A	\$40.
2	How much is the shirt?	B	It's my phone number.
3	What is this?	C	Yes, it is.
4	What is your mother's phone number?	D	Great idea.
5	Is this your dad's phone number?	E	0123 322 126.

Your answer:

1. 2. 3. 4. 5.

3. Circle the mistake in each sentence then rewrite the correct one.

1. What color are the earrings? – They're are white.

.....

2. How much is the earrings? – \$1000.

.....

3. Is this your sister's phone numbers? – No. It's my brother's phone number.

.....

4. Would you like to go dance with me tonight? – Sorry, I'm busy tonight.

.....

5. Would you like some lemonade juice? - Yes, please.

.....

4. Reorder the word to make correct sentence.

1. your/ phone/ sister's/ is/ number?/ What

.....

2. like/ you/ to go/ me/ with/ cycling/ today?/ Would

.....

3. would/ I/ like/ volleyball/ to/ today./ play

.....

4. little/ number/ phone/ is/ My/ 0123 321 123./ brother's

.....

5. you/ Would/ like/ play/ to/ tennis?/ table

.....

III. PHONICS  **Track 15**

Listen and complete the sentence.

1. My birthday is on _____ 16th.

2. A policeman works at the _____ station.

3. There is a _____ in the street.

4. My mother works as a _____.

5. I am decorating my house with colorful _____.

6. Where is the nearest _____ in this area?

**PART III: SKILLS: LISTENING - SPEAKING - READING - WRITING****I. LISTENING****Track 16****Listen and complete the conversation.**

1. A: What are you going to do this weekend?
B: I'm going (1) _____ with my brother.
2. A: Would you like to go (2) _____ today?
B: Sorry, I can't. I have some (3) _____ to do.
3. A: What is Mai doing on the (4) _____?
B: She is playing (5) _____.
4. A: Would you like to play (6) _____ with me?
B: I'd love to.
5. A: Can you play the (7) _____?
B: No, I can't. But I can play the (8) _____.

II. SPEAKING**Complete the conversation with available phrases.**

- Are you free this weekend
- May I speak to Mary
- What's your phone number
- But I have to ask my mother
- I can't swim

Mary: Hello!

Jane: (1) _____, please!

Mary: Mary's speaking.

Jane: Hi Mary! It's me, Jane. (2) _____?

Mary: Yes, I am.

Jane: Would you like to go swimming this weekend?

Mary: Sorry, I can't. (3) _____.

Jane: Oh, so, would you like to go fishing?

Mary: I'd love to. (4) _____.

Jane: OK. Then can you call me back?

Mary: Sure. (5) _____?

Jane: It's 0169 212 786.

Mary: Alright. I'll call you back soon.

Jane: Goodbye.

III. READING

1. Read and complete the paragraph with available words.

campfire soft drinks picnic sausage badminton
 mountains helping camp photographs sunny

My friends and I are enjoying a (1) _____. We are at the (2) _____ behind our school. The weather is fine. It's (3) _____ and windy. The boys are setting up a (4) _____. Trang and Nhung are making a (5) _____ because they want to cook a big lunch. Linh and Thu Ha are taking (6) _____. My teacher – Miss Hien, is (7) _____ with the cooking. We are having many foods for the lunch: chicken, (8) _____, bread, rice and noodles, some (9) _____ and snacks for dessert. Look! Some girls are playing (10) _____.

IV. WRITING

Write sentences basing on available words, the first one has been done for you as an example.

0. go cycling/ yes

Would you like to go cycling?

I'd love to.

1. go skating/ no

.....

2. play volleyball/ yes

.....

3. go swimming/ no

.....

4. play table tennis/ yes

.....

5. play chess/ no

.....

2. Write five activities you like doing in your freetime.

When I am free,

1. I usually _____

2. I like _____

3. I love _____

4. I'd love to _____

5. I enjoy _____

PUPIL'S NOTE

I. Do you remember the most important sentence patterns in this unit? Write down them here and give an example. (Em có nhớ các mẫu câu quan trọng nhất của bài không? Hãy ghi chúng vào đây và cho một ví dụ.)

1. Hỏi và trả lời về số điện thoại của ai đó.

.....
.....
.....
.....

2. Đưa ra lời mời ai đó làm gì và đưa ra câu trả lời đồng ý/ từ chối.

.....

II. Can you write at least ten new words of this unit? Write them here: (Em có thể viết ra ít nhất mười từ mới của bài này không? Viết chúng ra đây:)

1.	6.
2.	7.
3.	8.
4.	9.
5.	10.

III. Now can you?

Now you can:	Tick (✓)
★ Ask and answer question about entertainment activities.	
★ Speak fluently the sentence patterns.	
★ Use the vocabulary relating to entertainment activities.	
★ Pronounce exactly the two syllable verb which has stress on the second syllable.	



WHAT ANIMAL DO YOU WANT TO SEE?



PART I: THEORY

I. VOCABULARY

English	Pronunciation	Vietnamese
bear	/beə(r)/	<i>con gấu</i>
bird	/bɜ:d/	<i>con chim</i>
camel	/'kæml/	<i>con lạc đà</i>
cat	/kæt/	<i>con mèo</i>
crocodile	/'krɒkədəɪl/	<i>con cá sấu</i>
deer	/diə(r)/	<i>con nai</i>
dolphin	/'dɒlfɪn/	<i>con cá heo</i>
elephant	/'elɪfənt/	<i>con voi</i>
fish	/fɪʃ/	<i>con cá</i>
giraffe	/dʒə'ra:f/	<i>con hươu cao cổ</i>
goat	/gəʊt/	<i>con dê</i>
horse	/hɔ:s/	<i>con ngựa</i>
kangaroo	/kæŋgə'ru:/	<i>con chuột túi (kangaroo)</i>
lion	/'laɪən/	<i>con sư tử</i>
monkey	/'mʌŋki/	<i>con khỉ</i>
octopus	/'ɒktəpəs/	<i>con mực</i>
panda	/'pændə/	<i>con gấu trúc</i>
shark	/ʃɑ:k/	<i>con cá mập</i>

sheep	/ʃi:p/	con cừu
snake	/sneɪk/	con rắn
squirrel	/'skwɪrəl/	con sóc
tiger	/'taɪgə(r)/	con hổ
turtle	/'tɜ:tl/	con rùa
wolf	/wʊlf/	con sói
zebra	/'zebrə/	con ngựa vằn

II. GRAMMAR

1. Hỏi về sự lựa chọn của bạn

(?) **What + Ns + do you want to + V?**

(+) **I want to + V-inf.**

Ns: Danh từ số nhiều

Example:

What animals do you want to see?

I want to see elephants.

What sports do you want to play?

I want to play badminton.

2. Hỏi về sự lựa chọn của ai đó

(?) **What + Ns + does he/ she want to + V?**

(+) **He/ She + wants to + V-inf.**

Example:

What instruments does she want to play?

She wants to play the guitar.

3. Nêu ra lý do tôi thích/ không thích cái gì

(+) **I like ... because ...**

(-) **don't like ... because ...**

Example:

I like monkeys because they are funny.

I don't like dogs because they may bite me.

4. Nêu ra lý do ai đó thích/ không thích cái gì

(+) **She likes ... because ...**

(-) **She doesn't like ... because ...**

Example:

She likes pandas because they are cute.

She doesn't like sharks because they look scary

III. PHONICS

Practice pronouncing the word.



volleyball /'vɒlibɔ:l/	badminton /'bædmɪntən/	octopus /'ɒktəpəs/
pharmacy /'fɑ:məsi/	gallery /'gæləri/	cinema /'sɪnəmə/











PART II: LANGUAGE: VOCABULARY - GRAMMAR - PHONICS

I. VOCABULARY

1. Look at the picture and match it with each word.

No.	Word	Opt.	Picture
1		A	goat
2		B	horse


3		C	octopus
4		D	dolphin
5		E	monkey
6		F	crocodile
7		G	kangaroo






8		H	giraffe
9		I	camel
10		J	elephant





Your answer:

1.	2.	3.	4.	5.
6.	7.	8.	9.	10.

2. Look at the picture and complete the word.

No.	Picture	Word
1		sq_____

2		s_ _ _ _
3		z_ _ _ _
4		p_ _ _ _
5		t_ _ _ _
6		w_ _ _ _

7		d_ _ _
8		s_ _ _ _
9		t_ _ _ _ _
10		s_ _ _ _

3. Divide the word into three columns: places, clothes and animals.

- | | | | | |
|---------|-----------|---------------|-------|---------|
| airport | coat | greengrocer's | shirt | belt |
| bakery | crocodile | turtle | skirt | handbag |
| suit | deer | necklace | bank | scarf |

bear	church	wolf	bookshop	goat
kangaroo	movies	museum	bracelet	zebra
squirrel	gallery	pharmacy	ring	shark

Places	Clothes	Animals

II. GRAMMAR






1. Match the first part and the second part of the sentence.

No.	First part	Opt.	Second part
1	I like monkeys	A	because they look scary.
2	She doesn't like crocodiles	B	eating fish and honey.
3	The monkeys	C	can swing very well.
4	Bears like	D	are big and strong.
5	The tigers	E	because they are funny.

Your answer:

1. 2. 3. 4. 5.

2. Look at the picture and answer the question.

No.	Question - Answer	Picture
1	What animal is that? _____	
2	What colour is the panda? _____	
3	Is that a squirrel? No. _____	
4	How much is the dog? _____	
5	What is the bear doing? _____	

3. Reorder the word to make correct sentence.

1. don't/ Why/ the zoo/ we/ today?/ go to

.....

2. go to/ the crocodiles/ see/ first!/ Let's

.....

3. like/ or/ dolphins/ Do/ sharks?/ you

.....

4. I/ like/ very/ camels/ much./ don't

.....

5. lions/ so/ and/ are/ big/ strong./ Those

.....

4. Write sentences basing on available words, the first one has been done for you as an example.

0. you/ elephants

What animals do you want to see?

I want to see elephants.

1. your sister/ bears

.....
.....

2. Nancy/ camels

.....
.....

3. Nancy's brother/ crocodiles

.....
.....

4. your parents/ dolphins

.....
.....

5. they/ giraffes

.....

III. PHONICS  **Track 17**

Listen and complete the sentence.

1. I'm going to get some medicine at the _____.
2. You can see works of art at the _____.
3. John can play _____ very well.
4. What is there in that tank? – There is an _____.
5. Can you play _____?
6. Is there a _____ in this neighborhood?



PART III: SKILLS: LISTENING - SPEAKING - READING - WRITING

I. LISTENING  **Track 18**

Listen and complete the conversation.

1. Would you like to go to the zoo this _____?
 Sure.
2. What animal is that, mum?
 It's a _____.
3. Look at the _____!
 Yeah, I see. It's so cute.
4. Where can I see a _____ in this city?
 The City Zoo is near here. You can walk there.
5. Is that a dolphin?
 No, it's a _____.
6. Do you like snakes?
 No. They looks so _____.

7. Why do you like _____?

Because they are big, and I can ride them.

8. What are the monkeys doing?

They are throwing _____ peels at each other.

II. SPEAKING

Complete the conversation with available phrases.

- they are throwing banana peels at each other
- I'll get you some bananas
- where do we go first
- that brown monkey is climbing on the high tree
- They are my favourite animals

John: Mum, (1) _____?

Mum: Let's go to see the kangaroos.

John: Can we see the monkeys first? (2) _____.

Mum: Sure. The monkeys are in this way. Here they are.

John: Wow. They are cute. Look, (3) _____.

Mum: And (4) _____.

John: He's good. Oh, look at that monkey with the baby. They are so sweet. Can I feed them?

Mum: Sure! (5) _____.

John: Thanks mum.

III. READING

Read and divide the animals into correct zone.

A TRIP TO THE ZOO

I go to the zoo with my mother Laura, my father Joe, and my sister Ann. First, we go to the Mammal Zone. There I can see giraffes, cows, horses, zebras and elephants. After that, we go to the Tame Zone. There are monkeys, foxs, rabbits and hamsters. Next, we go to the Wild Animal Zone. I can see tigers, lions, snakes and crocodiles there. On the way to that Zone, I see a pond with many goldfishes and frogs. I also see a big cage of birds.



Mammal Zone	Tame Zone	Wild Animal Zone

IV. WRITING

1. Look at the picture. Ask and answer. The number 0 has been done for you as an example.



0. What animal do you want to see? 1. _____
 I want to see tigers. _____



2. _____ 3. _____

2. Write sentences basing on available words, the first one has been done for you as an example.

0. I/ bear/ big and strong

I like bears because they are big and strong.

1. he/ kangaroo/ strange

.....

2. John/ deer/ nice and cute

.....

3. she/ monkey/ funny

.....

4. they/ tiger/ brave and strong

.....

5. Nga and Mai/ panda/ beautiful and cute

.....

PUPIL'S NOTE

I. Do you remember the most important sentence patterns in this unit? Write down them here and give an example. (Em có nhớ các mẫu câu quan trọng nhất của bài không? Hãy ghi chúng vào đây và cho một ví dụ.)

1. Hỏi và trả lời ai đó muốn ngắm con vật gì.

.....
.....
.....
.....

2. Đưa ra ý thích/ không thích và nêu lí do.

.....
.....
.....
.....

II. Can you write at least ten new words of this unit? Write them here: (Em có thể viết ra ít nhất mười từ mới của bài này không? Viết chúng ra đây:)

- | | |
|---------|----------|
| 1. | 6. |
| 2. | 7. |
| 3. | 8. |
| 4. | 9. |
| 5. | 10. |

III. Now can you?

Now you can:	Tick (✓)
★ Ask and answer question about time.	
★ Speak fluently the sentence patterns.	
★ Use the vocabulary relating to time and daily activity.	
★ Pronounce exactly three syllable words which have the stress on the first syllable.	



WHAT ARE YOU GOING TO DO THIS SUMMER?



PART I: THEORY

I. VOCABULARY

English	Pronunciation	Vietnamese
swim in the sea	/swim ɪn ðə si:/	bơi ở biển
walk in the sand	/wɔ:k ɪn ðə sænd/	đi dạo trên cát
build sandcastle	/bɪld 'sændkɑ:sl/	xây lâu đài cát
be buried in the sand	/bi: 'berɪd ɪn ðə sænd/	vùi mình trong cát
eat ice creams	/i:t aɪs kri:mz/	ăn kem
play beach ball	/pleɪ bi:tʃ bɔ:l/	chơi bóng chuyền bãi biển
sail a boat	/seɪl ə bəʊt/	lái, điều khiển thuyền
go on a boat trip	/gəʊ ɔ:n ə bəʊt tri:p/	đi dạo bằng thuyền
eat seafood	/i:t 'si:fu:d/	ăn hải sản
stay in a hotel	/steɪ ɪn ə həʊ'tel/	ở khách sạn

II. GRAMMAR

1. Hỏi về dự định bạn sẽ đi đâu (where), làm gì (what), với ai (who), khi nào (when)

(?) **When are you going to + ...?**

(?) Where are you going?

(?) What are you going to do?

(?) Who are you going with?

(+) **I'm going + ...**

Example:

When are you going to Ha Long Bay?
 I'm going there next weekend.
 Where are you going?
 I'm going to Tuan Chau Island.
 What are you going to do?
 I'm going to visit Tri Nguyen Aquarium.
 Who are you going with?
 I'm going with my mother.

2. Hỏi về dự định ai đó sẽ đi đâu (where), làm gì (what), với ai (who), khi nào (when)

- (?) **When is + he/ she + going to + ...?**
- (?) **Where is + he/ she + going?**
- (?) **What is + he/ she + going to do?**
- (?) **Who + is he/ she + going with?**
- (+) **He's/ She's + going + ...**

Example:

When is Tony going to Ha Long Bay?
 He's going there next weekend.
 Where is she going?
 She's going to Tuan Chau Island.
 What is Jane going to do?
 She's going to visit Tri Nguyen Aquarium.
 With whom is Maria going?
 She's going with my mother.

III. PHONICS

Practice pronouncing the word.

museum /mju:'zi:əm/	department /dɪ'pɑ:tmənt/	tomato /tə'mɑ:təʊ/
policeman /pə'li:smən/	attendant /ə'tendənt/	accountant /ə'kaʊn.tənt/



PART II: LANGUAGE: VOCABULARY - GRAMMAR - PHONICS

I. VOCABULARY

1. Match the words that go together.

No.	Word 1	No.	Word 2
1	swim	A	in the sand
2	walk	B	a boat trip
3	build	C	in a hotel
4	be buried	D	beach ball
5	eat	E	in the sand
6	play	F	in the sea
7	sail	G	seafood
8	go on	H	sandcastle
9	eat	I	ice - cream
10	stay	J	a boat






Your answer:

1. 2. 3. 4. 5.
 6. 7. 8. 9. 10.

2. Choose the odd one out.

1. A. mountain B. sea C. sand D. sun
 2. A. giraffe B. seafood C. dolphin D. shark
 3. A. boat B. ship C. train D. cruise
 4. A. swim B. surf C. dive D. run
 5. A. play B. seafood C. sandcastle D. beach ball

3. Look at the picture and tell what is each person doing?

No.	Answer	Picture
1	Minh _____.	
2	Jane _____.	
3	Sarah _____.	
4	Trang and Nhung _____.	
5	Hung _____.	

II. GRAMMAR

1. Match each question with each answer.

No.	Question	No.	Answer
1	Where are you going this summer?	A	I'm going to the beach.
2	Where is she going this winter?	B	I am going to see blossoms.
3	What are you going to do in Japan?	C	In a big hotel.
4	Are you going there with your friends?	D	No. I'm going there with my uncle.
5	Where are you going to stay?	E	She is going skiing in Japan.

Your answer:

1. 2. 3. 4. 5.

2. Complete the sentences with suitable question words.

- _____ are you going this summer? – I'm going to Tuan Chau Island.
- _____ is she going to Nha Trang with? – With my mother.
- _____ are you going there? – In two days.
- _____ are you going to do in Ho Chi Minh City?
- _____ are you going there? – By train.

3. Reorder the word to make correct sentence.

- in the sea/ We/ swim/ the morning./ in/ are going to
.....
- in the sand/ is going to/ walk/ with/ his friend./ Jack
.....
- build/ and/ are going to/ sandcastles./ Mai/ Thu
.....
- play/ is going to/ in/ beach ball/ the evening./ Our class
.....
- a boat trip/ we are/ In the afternoon/ along the beach./ going on
.....

4. Write sentences basing on available words, the first one has been done for you as an example.

0. Linda/ swim in the sea/ in the morning

Linda is going to swim in the sea in the morning.

1. Mina/ walk in the sand/ in the afternoon

.....

2. Lien/ collect seashells/ in the afternoon

.....

3. Hoang and Dung/ eat ice - creams/ in the evening

.....

4. Loan and her family/ go on a boat trip/ in the morning

.....

5. Mai/ be buried in the sand/ in the evening

.....

III. PHONICS

 Track 19

Listen and complete the sentence.

1. My uncle is a good _____.
2. My favourite food are _____.
3. A flight _____ works at the airport.
4. Where is the National _____?
5. You can buy many things at the _____ store.
6. Her sister works as an _____ in a big company.



PART III: SKILLS: LISTENING - SPEAKING - READING - WRITING

I. LISTENING

 Track 20

Listen and complete the conversation.

Peter: What are you going to do on the (1) _____?

Akira: Well, in the morning, I'm going to (2) _____ in the sand. And

in the afternoon, I'm going on a (3) _____ trip along the beach.
 Peter: Are you going to be (4) _____ in the sand?
 Akira: No, I'm not. But my brother is. He loves being buried in the sand.
 Peter: Is your (5) _____ going there with you?
 Akira: Of course. He loves beach a lot.
 Peter: So, are you going to have (6) _____?
 Akira: Well, I love seafood. I think I'm going to have some octopuses.
 Peter: Do you like (7) _____ or crabs?
 Akira: I like shrimps, but I don't like (8) _____ very much.
 Peter: Well, hope you have a good time.
 Akira: Thanks.

II. SPEAKING

Complete the conversation with available phrases.

- What color do you like
- Would you like to build sandcastles and collect seashores
- I'm going to play beach ball and badminton
- In a hotel by the sea
- I'm going to Phu Quoc Island

Danny: Only two weeks to the summer holidays!

Mason: Yes. Where are you going this summer?

Danny: (1) _____.

Mason: That sounds great! Where are you going to stay?

Danny: (2) _____.

Mason: What are you going to do?

Danny: Well, I'm going to swim in the sea and sunbathe in the morning.
 Then in the afternoon (3) _____. Oh, I'm going
 to have a big lunch with seafood.

Mason: (4) _____?

Danny: Of course! I'm going to build twenty sandcastles, and I will get you
 a seashore? (5) _____?

Mason: I'd like a purple seashore.
Danny: OK.

III. READING

Read and answer the question.

SUMMER VACATION

This summer, dad, mum, Tim and Tara are going to the beach in Florida. They are going to swim, fish, build sandcastles, and go sailing. Mum is going to bring a picnic lunch. She is going to spread a blanket on the sand and set out ham sandwiches, potato chips, apples, and cookies. She is going to bring lemonade in the cooler. Tim and Tara are going to walk along the beach first and after that they are going to be buried in the sand for half an hour and sunbathe for one hour in the morning. In the afternoon, family is going to collect seashores. Dad and mum like purple seashores, Tim likes red seashores and Tara enjoys white seashores. In the evening, they are going to have seafood for dinner. There are going to be shrimps, octopuses and crabs. It is going to be a delicious meal.

1. Where is the family going?
.....
2. Are they going sailing?
.....
3. Who is going to bring lunch?
.....
4. What are they going to have for lunch?
.....
5. What is there going to be in the cooler?
.....
6. What are Tim and Tara going to do first?
.....
7. Who is going to be buried in the sand?
.....

8. Who likes purple seashores?

.....

9. What color of seashore does Tara love?

.....

10. What seafood is the family going to have?

.....

IV. WRITING

You and your friends are going to have a summer holiday. Write a short paragraph to tell us about your plan. Your writing should focus on these ideas:

- Where you go?
- What you do in the morning?
- What you do in the afternoon?
- What you do in the evening?

.....
.....
.....
.....
.....

PUPIL'S NOTE

I. Do you remember the most important sentence patterns in this unit? Write down them here and give an example. (Em có nhớ các mẫu câu quan trọng nhất của bài không? Hãy ghi chúng vào đây và cho một ví dụ.)

1. Hỏi và trả lời về dự định đi đâu của ai đó.

.....
.....
.....
.....

2. Hỏi và trả lời về dự định làm gì của ai đó.

.....
.....
.....
.....

II. Can you write at least ten new words of this unit? Write them here: (Em có thể viết ra ít nhất mười từ mới của bài này không? Viết chúng ra đây:)

1. 6.
2. 7.
3. 8.
4. 9.
5. 10.

III. Now can you?

Now you can:

Tick (✓)

- ★ Ask and answer question about holiday time and activities during this time.
- ★ Speak fluently the sentence patterns.
- ★ Use the vocabulary relating to holiday time and activities during this time.
- ★ Pronounce exactly the words which have the stress on the second syllable.