

Tiếng anh lớp 6

**UNIT 15:  
COUNTRIES**


**Period 91:**

**Section A1, 2, 3, 4 (P154 - 156):**

**We are the world**

# Warm-up

\* Matching



**The USA**

**Australia**

**Canada**

**China**

**France**

**Viet Nam**

**Japan**

**Great Britain**

# COUNTRIES

Section A1, 2, 3, 4 (P154 - 156): **We are the world**

---

## I. VOCABULARY

1. **country (n):** đất nước
2. **the world (n):** thế giới
3. **language (n):** ngôn ngữ
4. **(to) speak:** nói
5. **Nationality (n):** Quốc tịch

# COUNTRIES

Section A1, 2, 3, 4 (P154 - 156): **We are the world**

## What and Where

the world

1

country

2

speak

6

language

3

Nationality

5

Japan

4

# COUNTRIES

Section A1, 2, 3, 4 (P154 - 156): **We are the world**

## I. Vocabulary

## II. Model sentences

Where are you from? - I am from Viet Nam  
is she .....? - She is .....  
he ..... ? - He is .....

### \* Form

Where	+	be	+	Subject	+	from?
Subject	+	be	+	from	+	(Country)

\* Use: Hỏi và trả lời ai đó đến từ đâu.

# COUNTRIES

Section A1, 2, 3, 4 (P154 - 156): **We are the world**

---

# PRACTICE

\* **Picture Drill**

# COUNTRIES

Section A1, 2, 3, 4 (P154 - 156): **We are the world**

Model sentences:

Where .....



Laura

Canada



# COUNTRIES

Section A1, 2, 3, 4 (P154 - 156): **We are the world**

Model sentences:

Where .....



France


# COUNTRIES

Section A1, 2, 3, 4 (P154 - 156): **We are the world**

Model sentences:

Where .....

**China**



**Lee**

# COUNTRIES

Section A1, 2, 3, 4 (P154 - 156): **We are the world**

Model sentences:

**Where .....**



**The USA**

# COUNTRIES

Section A1, 2, 3, 4 (P154 - 156): **We are the world**

Model sentences:

Where .....



Yoko

Japan


# UNIT 15

# COUNTRIES

Section A 1,2,3,4 (p.154-156) **We are the World**

Model sentences:

Where .....



**Viet Nam**

# COUNTRIES

Section A1, 2, 3, 4 (P154 - 156): **We are the world**

**Model sentences:**


**Where .....**



Laura



Lee



John



Yoko



Marie



Minh

# COUNTRIES

Section A1, 2, 3, 4 (P154 - 156): **We are the world**

\* *Noughts* ○ and *Crosses* X

1	<del>Laura</del> ①	2	<del>Marie</del> ②	3	<del>Lee</del> ③
4	<del>John</del> ④	5	<del>YOU!</del> ⑤	6	<del>Yoko</del> ⑥
7	<del>Susan</del> ⑦	8	<del>Bruce</del> ⑧	9	<del>Minh</del> ⑨

# COUNTRIES

Section A1, 2, 3, 4 (P154 - 156): **We are the world**

**My name is Minh.**


**I am from Viet Nam.**

**I speak Vietnamese.**

**Minh is from Viet Nam.**

**He is Vietnamese.**

**He speaks Vietnamese.**





# COUNTRIES

Section A1, 2, 3, 4 (P154 - 156): *We are the world*

<i>COUNTRY</i>	<i>NATIONALITY</i>	<i>LANGUAGE</i>
VIET NAM	VIETNAMESE	VIETNAMESE
JAPAN	JAPANESE	JAPANESE
CHINA	CHINESE	CHINESE
AUSTRALIA	AUSTRALIAN	ENGLISH
FRANCE	FRENCH	FRENCH
CANADA	CANADIAN	ENGLISH & FRENCH

# COUNTRIES

Section A1, 2, 3, 4 (P154 - 156): **We are the world**

---

## FURTHER PRACTICE

Mapped Dialogue

# COUNTRIES

Section A1, 2, 3, 4 (P154 - 156): **We are the world**

😊 Who's that?

😊 That's Minh.

😊 Where is he from?

😊 He is from Viet Nam

😊 What's his nationality?

😊 He is Vietnamese

😊 Which language does he speak?

😊 He speaks Vietnamese



# COUNTRIES

## Section A1, 2, 3, 4 (P154 - 156): **We are the world**

😊 Who's that?

😊 That's **Joko**...

😊 Where is she from?

😊 She is **from Japan**

😊 What's her nationality?

😊 She is **Japanese**

😊 Which language does she speak?

😊 She **speaks Japanese**



# COUNTRIES

Section A1, 2, 3, 4 (P154 - 156): **We are the world**

😊 Who's that?

😊 That's Marie

😊 Where ... is she ... from?


😊 She is ... from France

😊 What's her nationality?

😊 She is ... French

😊 Which language does she speak?

😊 She speaks French



# COUNTRIES

## Section A1, 2, 3, 4 (P154 - 156): **We are the world**

😊 Who's that?

😊 That's Lee

😊 Where is he from?


😊 He is from China

😊 What's his nationality?

😊 He is Chinese

😊 Which language does he speak?

😊 He speaks Chinese



# COUNTRIES

Section A1, 2, 3, 4 (P154 - 156): **We are the world**

---

## Homework:

- Write where people are and which language they speak (using the pictures in A 1, on page 154).
- Prepare Unit 15 A 5,6,7.

A photograph of several white flowers with green buds on thin stems, set against a light blue background. The text "Thanks for your attention" is overlaid in a large, bold, red serif font.

**Thanks  
for your  
attention**