


# English lớp 10

## Unit 11: NATIONAL PARKS

### Lesson: Writing

Write a letter of **acceptance** or **refusal**



Game

GAME:

game

1	A
2	B
3	C
4	D


• I N V I T A T I O N

# Question 1

**This is the day when we were born?**



**Birthday**



**Question 2: What  
is it in English?**

**Animal**



**Question 3:** This is the problem that all people are worried about our environment?



**Pollution**



www.shutterstock.com · 43484998



**Question 4:** This is the mass media that we can see the pictures and hear the sound/ voice




**Television**

# What is this???



**A LETTER**





*Dear Linh,  
We are going to have a picnic in  
the country. I think it is very  
interesting. Would you like to join  
us?*

*Write to me soon.*

*Please give my love to your  
parents .*

*Your friend,*

*Hoa*

*Linh has just received a letter ( **an invitation** ) from her  
friend, Hoa.*

1. What will she do after that?
2. What do you think about the content of the letter that she will write to Hoa?



*Here are two letters that Linh can write to Hoa*


**Letter of acceptance.**

Dear Hoa, <1>  
Thank you very much for your invitation. I would really like to join you. It'll be great fun having a picnic in the country.  
See you soon.  
Love,  
Linh



**Letter of refusal.**

Dear Hoa, <2>  
Thank you for your letter. You are so nice inviting me to go for a picnic to the country. I'd really love to join you but I'm afraid I can't because I have to go shopping with my mother on that time. Perhaps, we will have another time.  
Have a great picnic.  
Love,  
Linh



*Find out some **expressions of acceptance or refusal** of these letters.*



Here are some more expressions of accepting or refusing to be used in a reply letter. Read them and then sort into 2 groups: **Accepting - Refusing**

- Yes, I'd like to/ Yes, I'd love to.
- I'm afraid I can't come because ...
- Yes, that's a great idea.
- I'd love to, but ...
- Yes, I'd be delighted to.
- I'm sorry I can't because ...
- Surely, that's would be nice.
- Of course, it would be my pleasure.
- I'm disappointed to say that...
- I hate to tell you that ...

# HANDOUT

## ACCEPTING

1. Yes, I'd like to.
2. ...
3. ...
4. ...
5. ...

## REFUSING

1. I'd love to, but ...
2. ...
3. ...
4. ...
5. ...


# FEEDBACK

## ACCEPTING

1. Yes, I'd like to.
2. Yes, that's a great idea.
3. Yes, I'd be delighted to.
4. Surely, that would be nice.
5. Of course, it would be my pleasure.

## REFUSING

1. I'd love to, but...
2. I'm afraid I can't come because ...
3. I'm sorry I can't because...
4. I'm disappointed to say that...
5. I hate to tell you that...



**Task 1:** Use the expressions we have learnt to fill each blank of the notes below:

For example:

**ACCEPTING**

1. Yes, I'd like to.
2. Yes, that's a great idea.
3. Yes, I'd be delighted to.
4. Surely, that would be nice.
5. Of course, it would be my pleasure.

**REFUSING**

1. I'm afraid I can't come because ...
2. I'd love to, but...
3. I'm sorry I can't because...
4. I'm disappointed to say that...
5. I hate to tell you that...

3. Dear Daisy and Tony,

Thanks very much for your invitation to dinner. Of course, it would be my pleasure. I'm sure we will have a very good time together.

Susan



**Task 1:** Fill each blank of the notes with a suitable expression:

**Ways to accept**

- Yes , I'd like /love to.
- Yes, that's a great idea.
- Yes, I'd be delighted to.
- I'd be very happy to .

**Ways to refuse**

- I'm afraid I can't come because...
- I'd love to ,but...
- I'm sorry I can't (come) because...
- I'm terribly sorry to have to refuse.

1. Dear Chi,

*Something is wrong with my phone, so I am leaving you this notes.*

*Thanks for your invitation ..... **That's a great idea** !How about meeting at the school gate at 8.30?*

*Lien*

2. Dear David,

*Thanks for your note.... **I'm afraid I can't come because** my farther has been ill since yesterday and I have to look after him.*

*Let's go another time.*

*Mike*

3. Dear Daisy and Tony ,

*Thanks very much for your invitation to dinner .Of course ,..... **I'd like to** I'm sure we will have a very good time together.*

*Susan*

1. Dear Chi,

Something is wrong with my phone, so I am leaving you this note. Thanks for your invitation.

**I'd be delighted to**

How about meeting at the school at 8:30?

Lien

3. Dear Daisy and Tony,

Thanks very much for your invitation to dinner. Of course **I'd love (I'd like to).** I'm sure we will have a very good time together.

Susan

2. Dear David,

Thanks for your note.

**I'm afraid I can't because** my father has been ill since yesterday and I have to look after him. Let's go another time.

Mike

4. Dear friends,

I received your message It must be a good chance for us after years of waiting.

**I'm sorry I can't come because.**

I could not get permission from my boss. I hope we will have another time. **Phuong Trinh**

**Task 2: Rearrange the following sentences to make a letter accepting an invitation to spend a weekend in the country.**

Dear Nam,

4

a. You know how much I love spending a weekend in the country after a long and hard term.

6

b. Give me best regards to your parents and hope to see you soon.

3

c. I would really like to come.

1

d. Thank you for your letter.

2

e. It's lovely to hear that you are going to spend the next weekend in the country.

5

f. I will catch the usual train on Friday evening.

Love,

Lam







Mon, Feb 19th

Dear Nam,

Thank you for your letter.

It's lovely to hear that you are going to spend the next weekend in the country .

I would you really like to come .

You know how much I love spending a weekend in the country after a long and hard term.

I will catch the usual train on Friday evening.

Give my best regards to your parents and hope to see you soon .

Love,


Lam




## Note

 Date

 Greeting

 Thanking for the invitation.

 Starting the acceptance  
politely with delight refusal  
politely with regret.

 Closing

**Task 3:** One of your friends has invited you to go for a picnic to Cuc  
Phuong national park next weekend. Write a reply letter accepting or  
declining his/her invitation.

## TEMPLATE

**I. Starting:** Date( 4-2-2010)

Dear( name),

**II. Content:**

\* Thank you for your invitation.../ I'm glad to receive your letter.  
Thanks for inviting me....

\* Say your acceptance or refusal of the invitation.

\* Give reason for accepting or refusing.

\* If you agree : suggest place and time for meeting.

\* If you refuse: suggest another meeting.

**III. Closing:**

Your sincerely / love / ...

Name

## Two suggested letters

Da Nang, 15/09/1012

Refusal letter

Dear Hoa,

Thank you for your invitation. It was lovely to hear that you are going to spend next week to Cuc National Phuong Park. A trip to the park has been one of my whole life dreams. I'd really love to join you. However, next Sunday is my mother's birthday and I have to help my mother prepare the birthday party.

Have a good time.

Your friend,

Nga

Da Nang, 15/09/1012

Acceptance letter

Dear Hoa,

I have just received your letter. I'm very happy and surprised when you invited me to go for a picnic. Thank you for inviting me. I like going for a picnic to Cuc Phuong National Park very much, especially going with you. Of course, that's a great idea. I'm sure we will have a very good time together. How about meeting at your place at 9:30 am to prepare the plan for the picnic.

Love,

Linh



*\* Rewrite a letter.*

*\* Learn the expression by heart.*

*\* Prepare for the next lesson – Language focus.*

